



Integrated Diseases Surveillance Project



Infectious Disease Bulletin

Guidance

Support

Protection

Prevention

Highlight : **WINTER ALERTS**

2011 BIHAR

Prepared by:

IDSP Cell

State Surveillance Unit

State Health society, Bihar

Contact No:- 0612-285592

Please dial toll free number 1075 in case of any unusual event, outbreak or epidemic

INDEX

Topic	Page No
Letter of transmittal from Secretary Health-Cum-Executive Director, State Health Society, Bihar	2
Vision	3
Need for EWS & Winter Alerts	3
Objective	3
Introduction: Water Borne Disease Food Borne Disease Vector Borne Disease Vaccine preventable Diseases Sexually Transmitted Diseases	4 - 6
Graphical representation of selected diseases based on their prevalence from Sept to December (2009 & 2010) in Bihar	7 - 14
Action points for prevention & control of selected diseases based on their prevalence and outbreak history from Sept to December (2009 & 2010) in Bihar and also their seasonality	15 - 24
Outcomes expected	25
ANNEXURES: 1) District wise situation of selected diseases based on their prevalence from Sept to December (2009 & 2010) in Bihar	26 [Sheet 'A' - 'T']
2) Outbreaks reported from Bihar from Sept to December (2009 & 2010) in Bihar	27
3) Steps in Outbreak investigation & control	28 - 30
4) Triggers under IDSP	31 - 32
5) Table showing incidence rate of different diseases in Bihar (Sept-Dec 2009 & 10)	33
6) Graphical representation of yearly situation of (Vector Borne Diseases) in Bihar Kala-azar (State Specific Disease) Malaria, and JE	34
7) Dengue outbreak related letter of Secretary-Health-Cum Executive Director, SHSB	35

LETTER OF TRANSMITTAL

Infectious diseases and other conditions of concern still occur frequently throughout the world, so constant vigilance is required to prevent the reappearance of diseases and conditions thought to have been conquered. Changes in lifestyle have also led to the emergence of new threats to public health from infection. Integrated Disease Surveillance Program (IDSP) is intended to be the backbone of public health delivery system in the state. It is expected to provide essential data to monitor progress of on- going disease control programs and help in optimizing the allocation of resources. It will be able to detect early warning signals of impending outbreaks and help initiate an effective and timely response. IDSP will also facilitate the study of disease patterns in the state and identify new emerging diseases. The Infectious Disease Bulletin based on the presumptive data of past two years (Sept-- Dec 2009 & 2010) reported under IDSP would greatly help in finding the Early Warning Signals (EWS) for diseases. Winter Alerts based on the same data & on number and types of outbreak reported during the same period in Bihar would greatly help to initiate a timely response to prevent outbreaks & lessen the morbidity & mortality due to diseases. This effort will play a crucial role in obtaining political and public support for the health programs in the state.

**Sanjay Kumar,
I.A.S**


**Secretary Health-Cum-Executive Director
State Health Society Bihar**

VISION: Better Health of all citizens of Bihar.

Need for EWS & Winter Alerts:

Without a sensitive surveillance system, many diseases would undergo unnoticed. EWS based on past two year data would greatly help to detect any unusual increases in number of cases & initiate response in timely manner. Winter Alerts based (on data of various diseases reported through presumptive form of IDSP from Sept-Dec 2009 & 10 & seasonality) would help all the stakeholders, partners as well as Health department to prepare themselves to prevent disease outbreaks & allocation of various resources.

Objective:

Prevention and control of selected diseases most prevalent in winter months:

- 1) To sensitize the Health Department as well as all stakeholders, partners & general public about the knowledge of certain diseases prevalent in winter months and adopting preventive measures.
- 2) Activate the Rapid Response Team (RRT) and District Surveillance Unit (DSU), IDSP for prompt action during unusual increase of the disease and clustering of the cases in any area including outbreaks.
- 3) To ensure proper logistics and drug supply to prevent panic during outbreaks.
- 4) Strengthening the monitoring mechanism by involving RRT, DSU and other departments. All Medical Superintendents of Government Hospitals, In-Charge of PHCs will monitor the day to day OPD & IPD records and notify the DSU (IDSP) in case of unusual increase in number of cases.
- 5) To strengthen the surveillance system & convergence among various Departments (mainly the Disease Control programmes) for more effective response.

INTRODUCTION:

Profile of Bihar:

Bihar is located in the North East – of India. It has a land with a covered area of 94,163 Sq. Km. It is mainly divided into two regions known as North of Ganges, and south of Ganges regions. The State is geographically classified into 38 districts and 101 Sub divisions and 533 blocks. The population of Bihar as per 2011 Census is 10,38,04,637. Rate of increase of population in this census is 25.07%. The population density is 1,102 per sq km. The present sex ratio is 916 females per 1000 males (India Figure 933). The total literacy rate is 46.4%. It is mainly a rural inhabited state. The percentage of rural population is 66.08% against the India's population of 72.2%.

Diseases conditions under the surveillance program

(i) Regular Surveillance

Vector Borne Disease :	1. Malaria
Water Borne Disease :	2. Acute Diarrhoeal Disease (Cholera) 3. Typhoid
Respiratory Diseases	4. Tuberculosis
Vaccine Preventable Diseases	5. Measles
Diseases under eradication	6. Polio
Other Conditions :	7. Road Traffic Accidents (Linkup with police computers)
Other International commitments: :	8. Plague
Unusual clinical syndromes	9. Meningoencephalitis/Respiratory(Causing death/hospitalization)Distress Hemorrhagic fevers, other undiagnosed conditions

(ii) Sentinel Surveillance

Sexually transmitted diseases/Blood borne :	10. HIV/HBV, HCV
Other Conditions	11. Water Quality
	12 Outdoor Air Quality (Large Urban centers)

(iii) Regular periodic surveys

NCD Risk Factors :	13 Anthropometry, Physical activity, Blood Pressure, Tobacco, Nutrition, Blindness
--------------------	--

(iv) Additional State Priorities

Kala-azar	Tuberculosis	HIV-AIDS
-----------	--------------	----------

Many communicable diseases are seasonal. Water Borne Diseases like diarrhoea, typhoid, viral hepatitis etc are commonly encountered during summer months and especially in areas with poor sanitation. Vector Borne Diseases like malaria, dengue, JE etc are common in rainy seasons which facilitates proliferation of such diseases. **Diseases like measles, seasonal influenza, meningitis etc. commonly precipitate more in winter months.** A recent trend in Bihar shows that the transmission of Vector Borne Diseases like malaria, dengue, JE etc continues till early winter. However certain viral infection like common cold & acute respiratory infection can occur perennially.

WATER BORNE DISEASE:

Water borne diseases are acquired by drinking water contaminated at its source or in the distribution system. Some of the water Borne disease are: Viral hepatitis, acute diarrhoeal diseases, cholera and typhoid.

FOOD BORNE DISEASE:

Food Borne Diseases are caused by bacteria, viruses and parasites through consuming contaminated food or drink. These include Typhoid and Paratyphoid fever, Salmonellosis, Botulism, Travelers diarrhoea, Ascariasis, Amoebiasis etc.

VECTOR BORNE DISEASES:

Vector borne diseases are transmitted between hosts by vectors such as mosquitoes, sandflies, ticks etc and are climate sensitive.

<u>Disease</u>	<u>Vector</u>	<u>Parasite</u>
Malaria	Mosquitoes (Anopheles)	Plasmodium (protozoan)
Dengue Fever	Mosquitoes (Aedes aegypti)	Dengue Virus
Japanese Encephalitis	Mosquitoes (Culex tritaeniorhynchus)	JE Virus
Filariasis	Mosquitoes, (Culex quinquefasciatus)	Wuchereria bancrofti (nematode)
Leishmaniasis	Sandflies	Leishmania donovani (protozoan)

VACCINE PREVENTABLE DISEASES:

Vaccine-preventable diseases are infectious diseases, for which an effective preventive vaccine exists to combat it. These include Diphtheria, Hepatitis B, Measles, Meningitis, Mumps, Neonatal Tetanus, Pertussis, Poliomyelitis, Rotavirus, Rubella, Tetanus and Tuberculosis.

RESPIRATORY DISEASES:

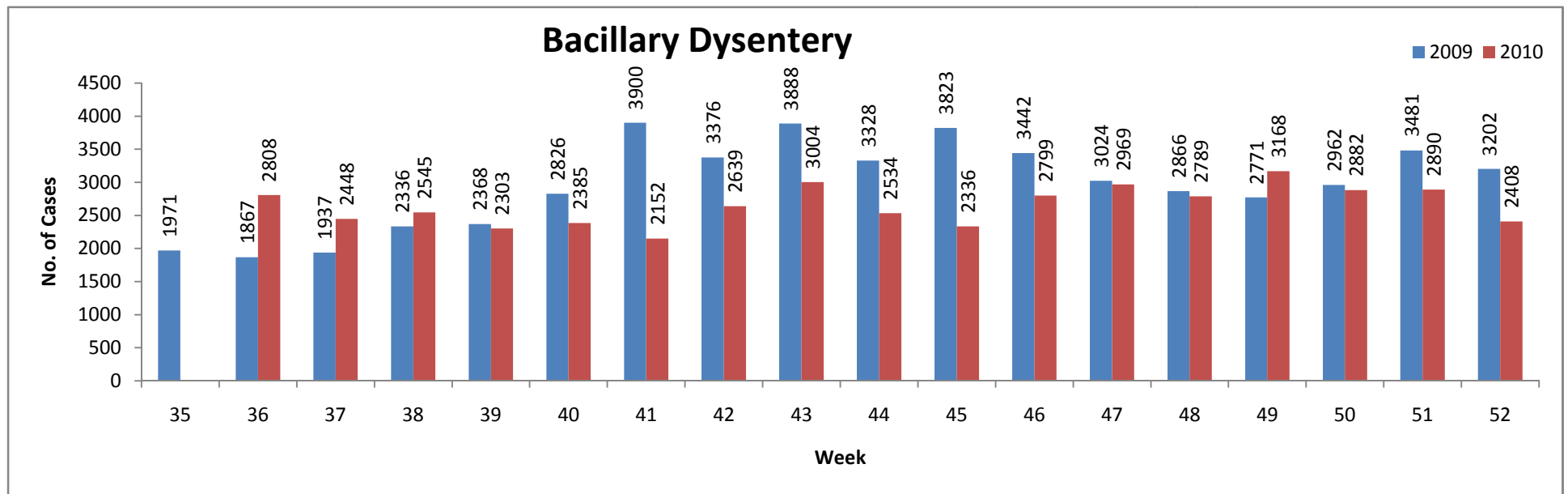
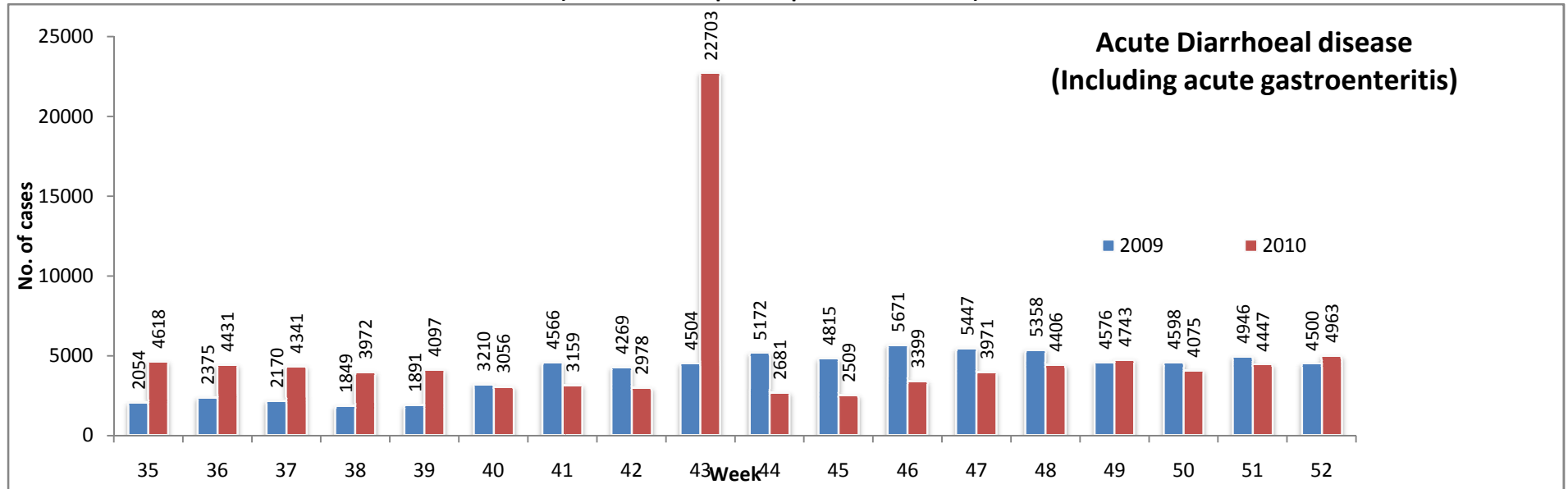
Respiratory diseases are mainly caused by bacteria and viruses involving the airways and the lungs transmitted through infectious droplets. These include tuberculosis, mycoplasma pneumonia, pertussis, influenza, parainfluenza, adenovirus etc.

SEXUALLY TRANSMITTED DISEASES:

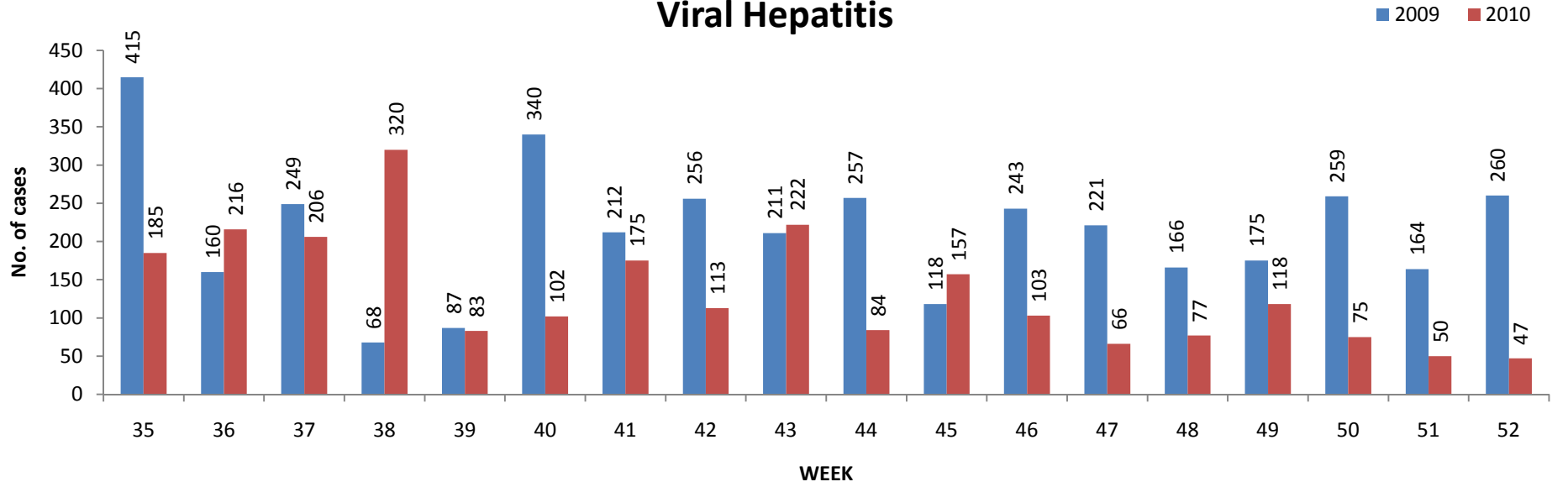
These are infectious diseases which are caused by bacteria, viruses and fungi through unprotected sex with infected partner or through contaminated needles. These include gonorrhoea, chancroid, syphilis, HIV, candidiasis, viral hepatitis B, C, D.

Graphical representation of selected diseases based on their prevalence from Sept. to December (2009 & 2010) in Bihar

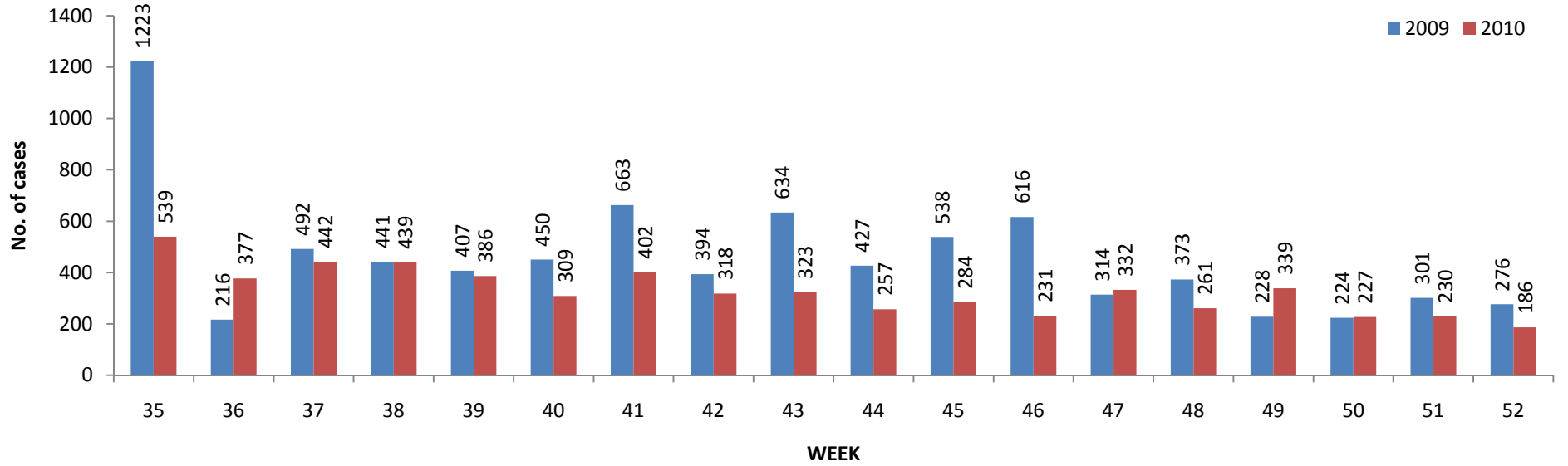
(Data based on presumptive form of IDSP)

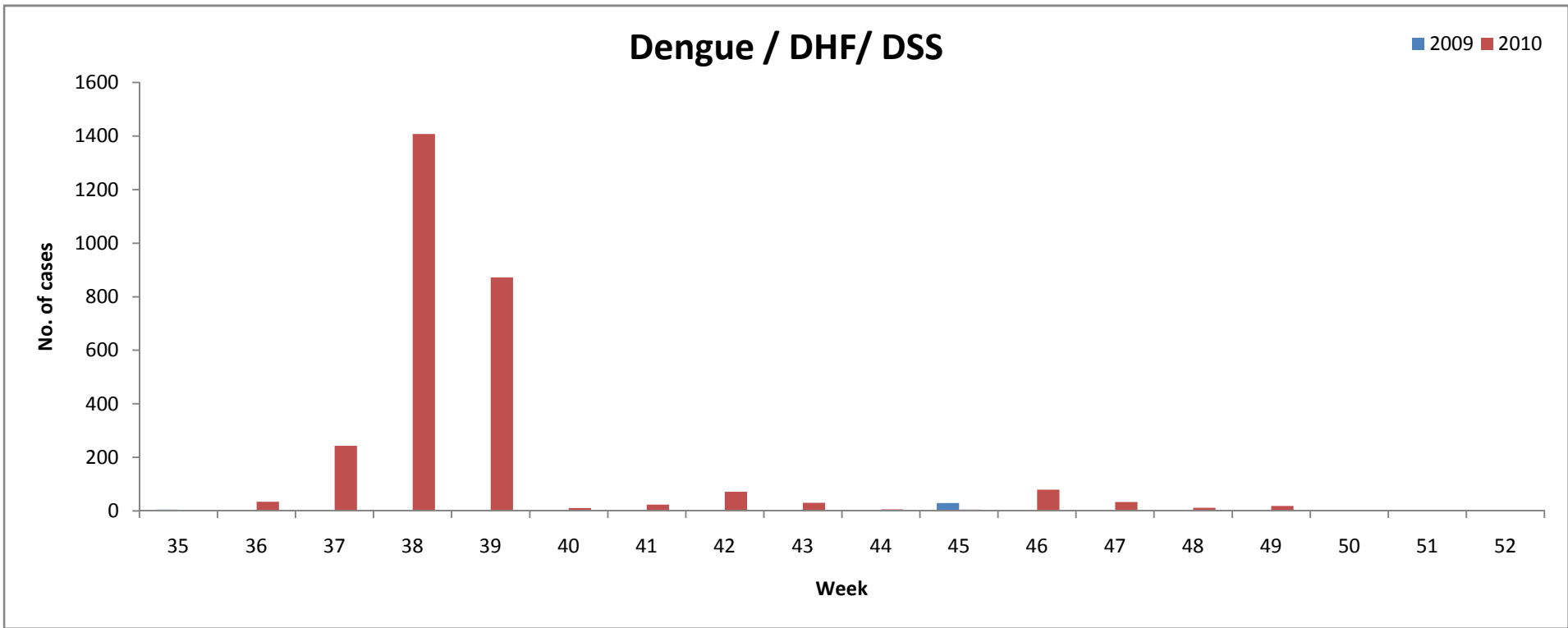
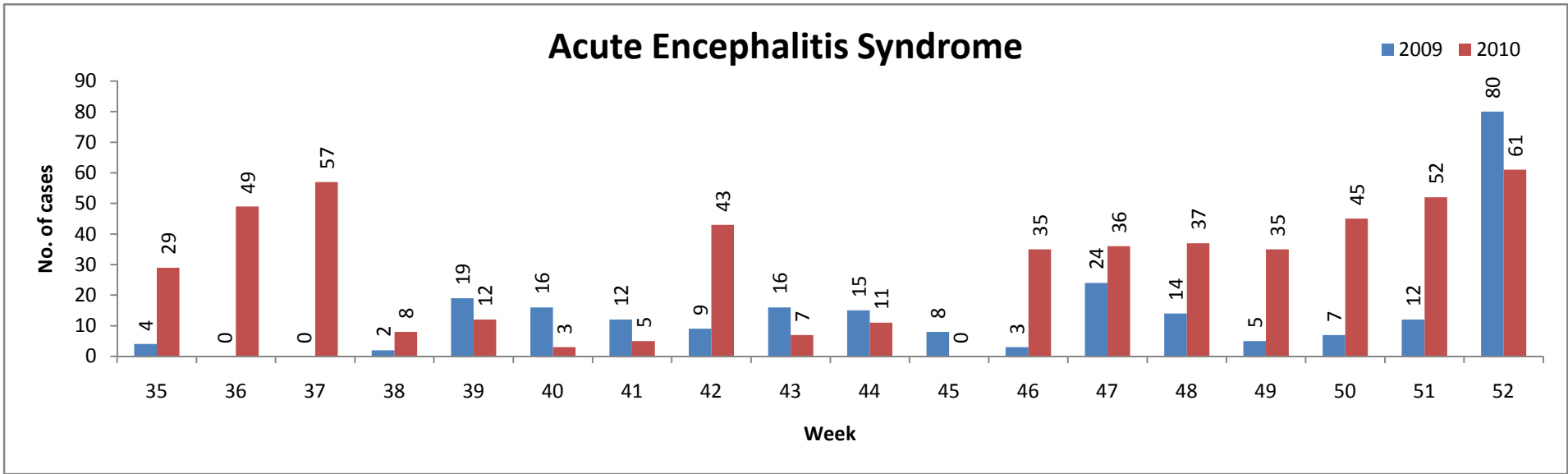


Viral Hepatitis

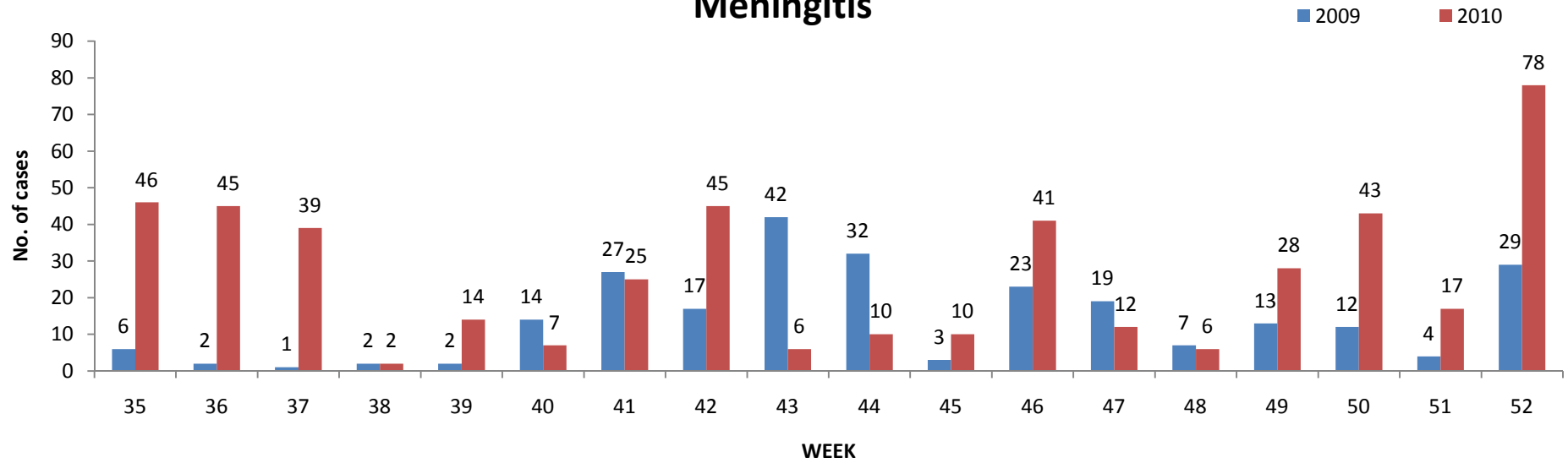


Malaria

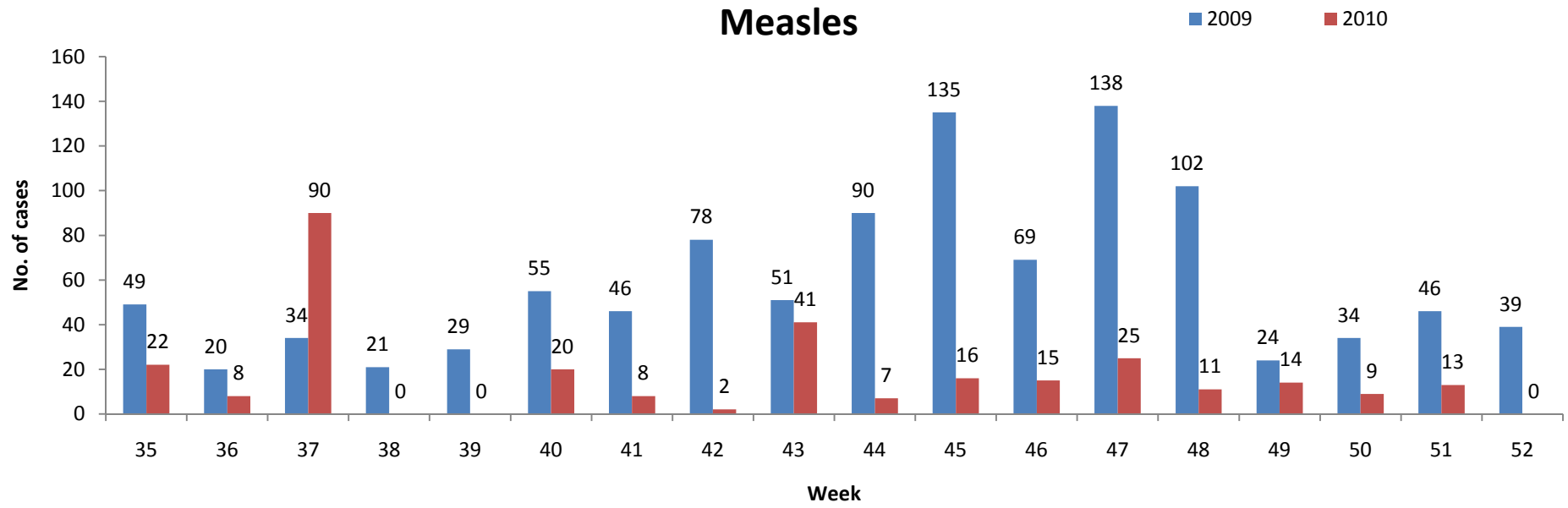




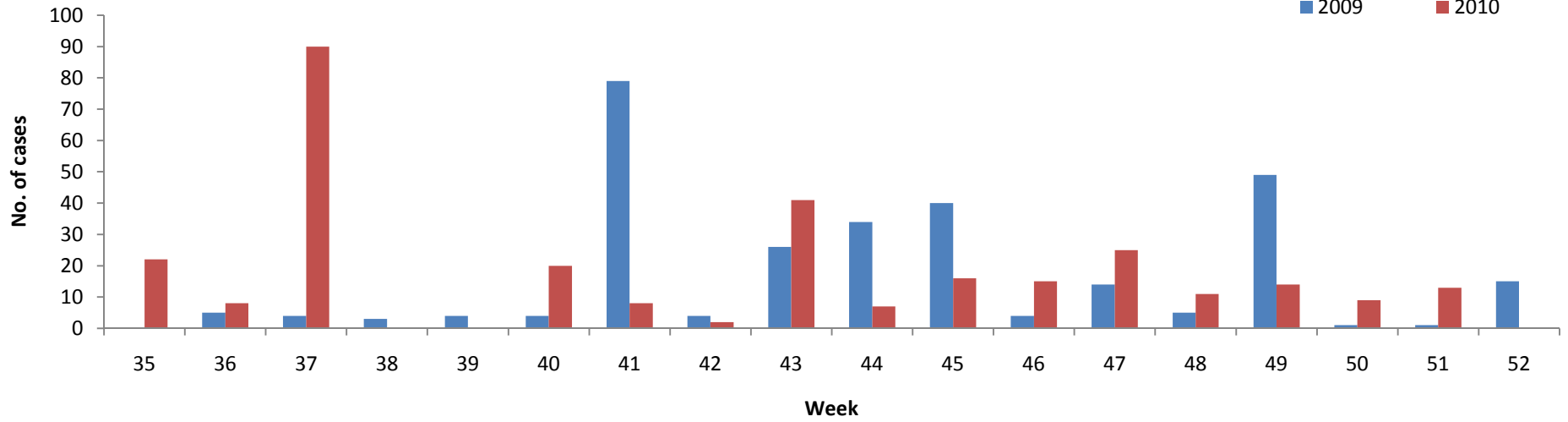
Meningitis



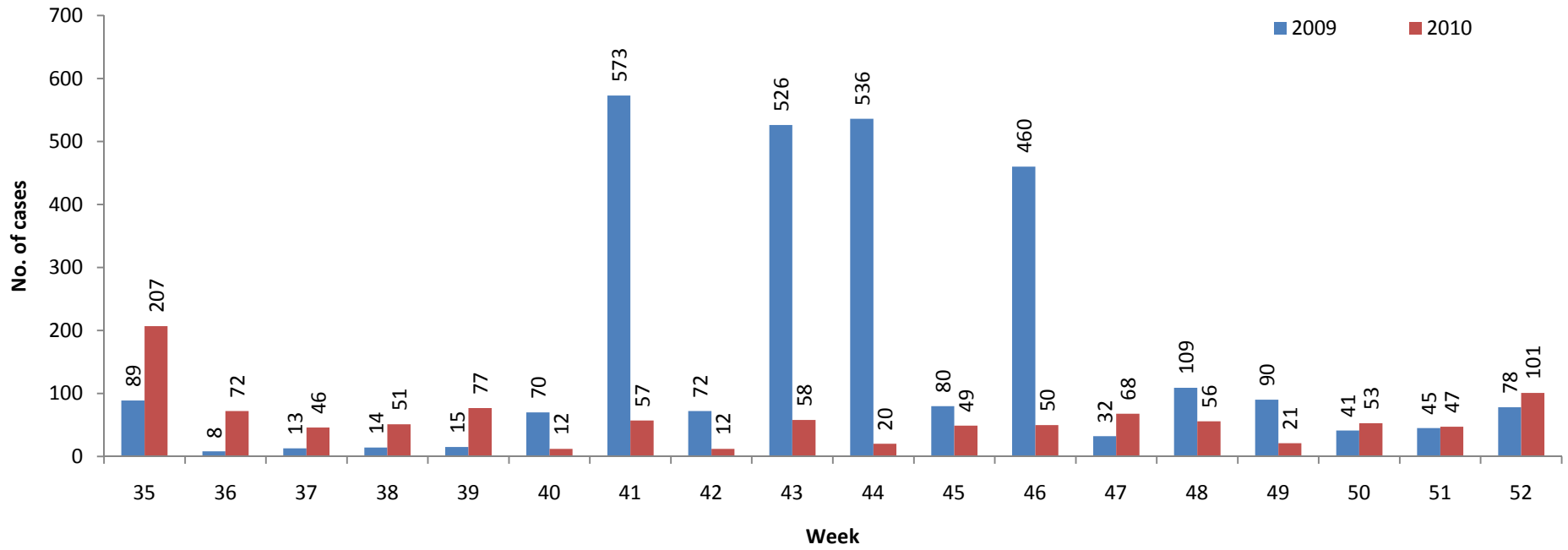
Measles



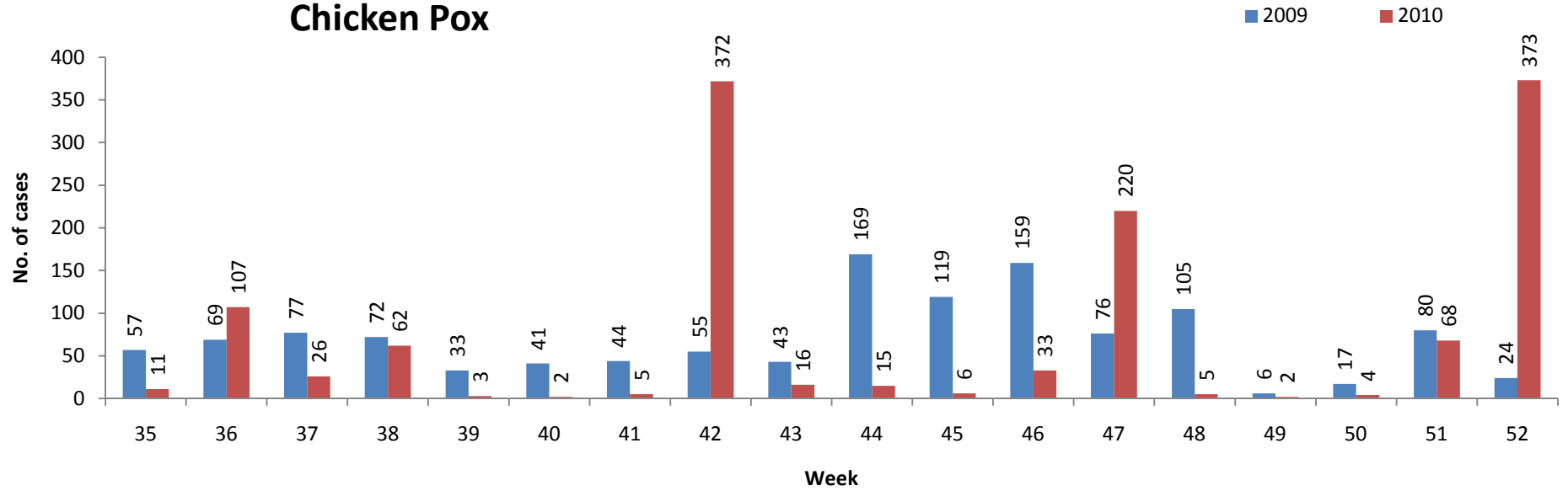
Diphtheria



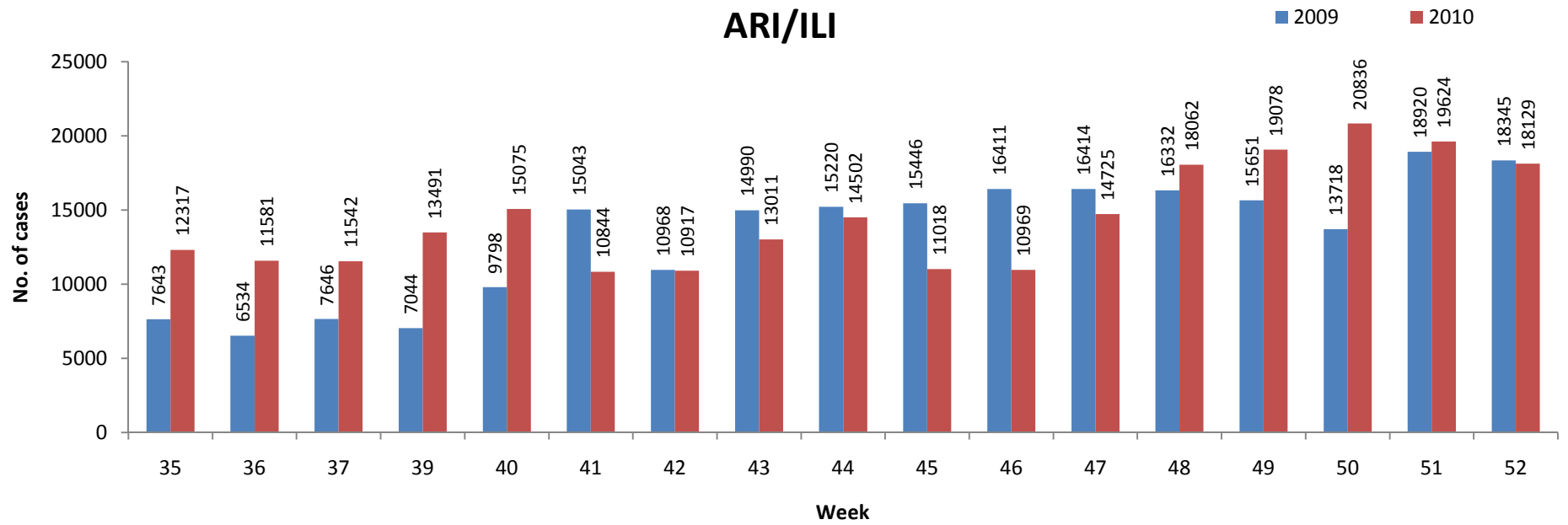
Pertussis



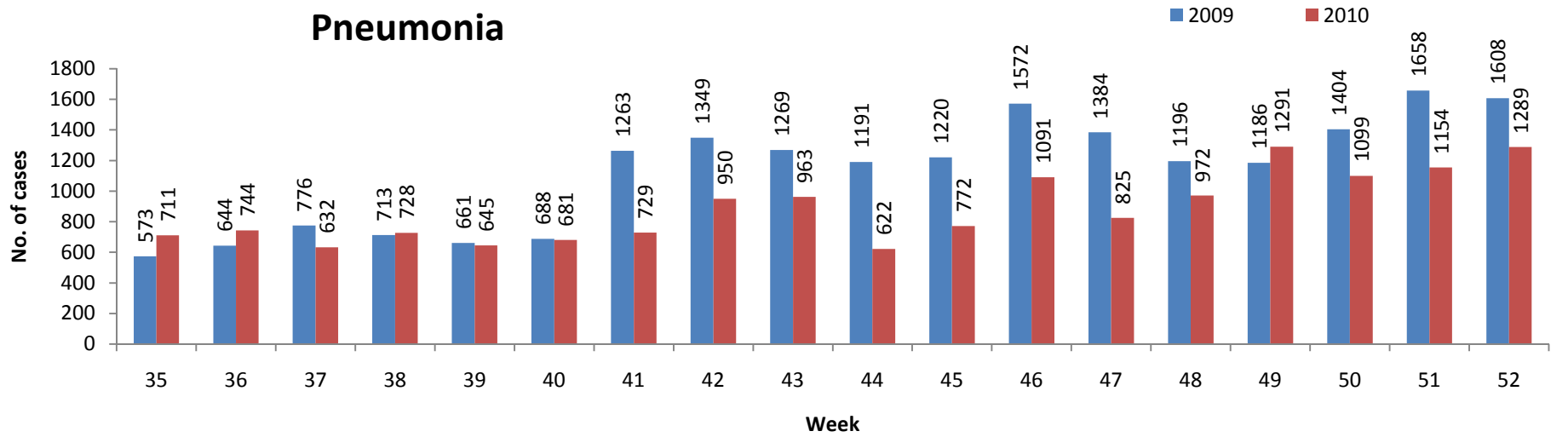
Chicken Pox



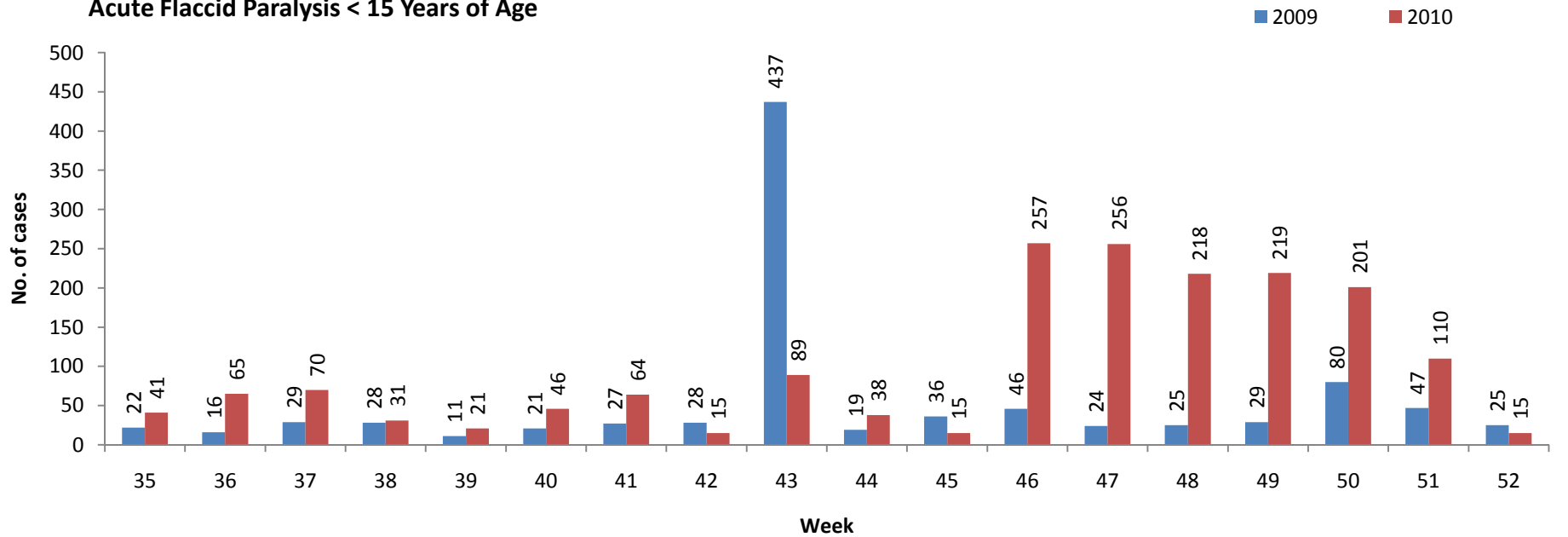
ARI/ILI



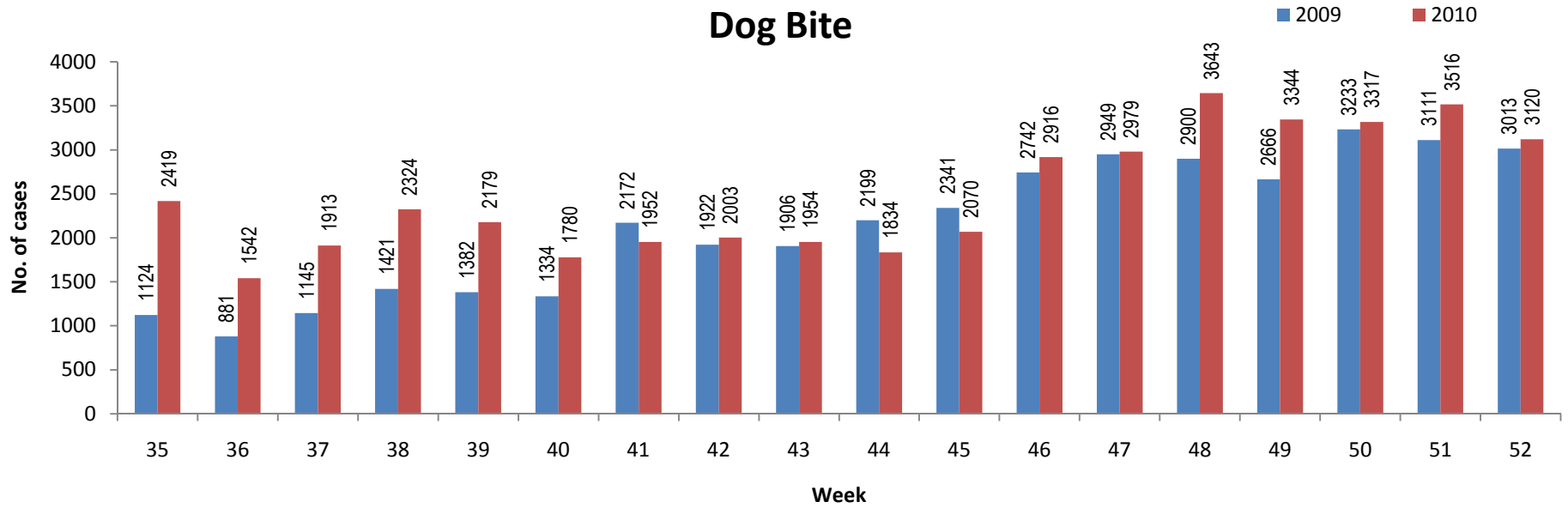
Pneumonia



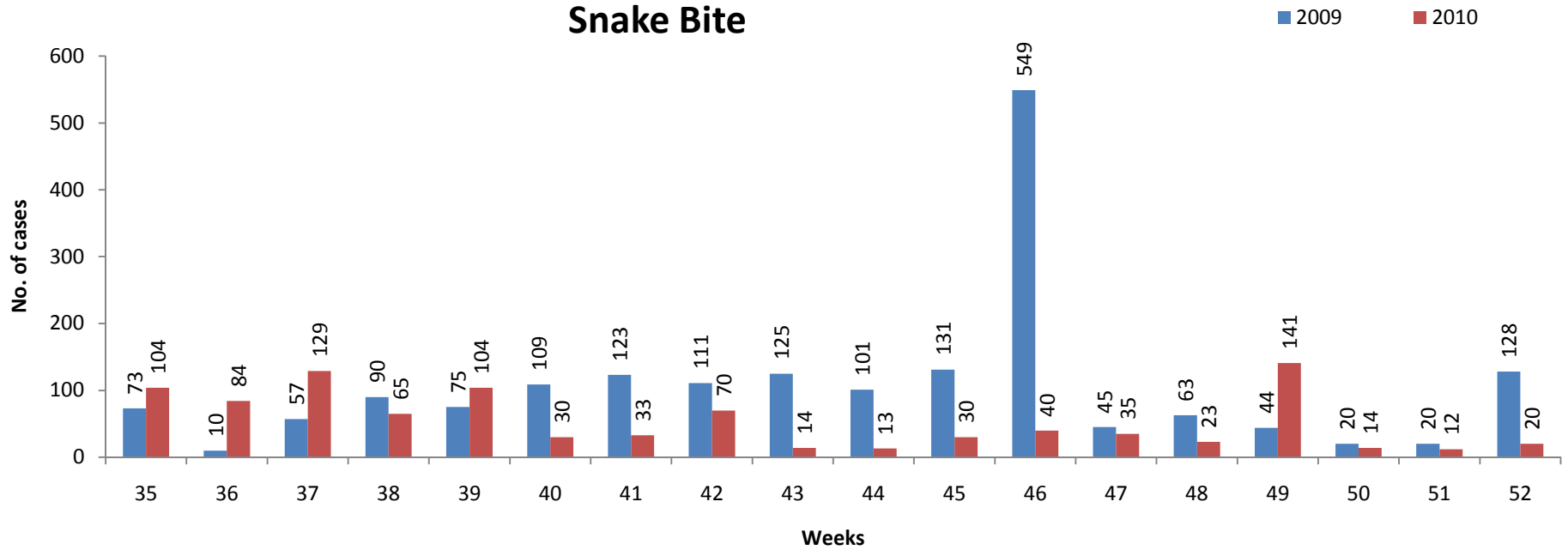
Acute Flaccid Paralysis < 15 Years of Age



Dog Bite



Snake Bite



WINTER ALERTS FOR SELECTIVE DISEASES

(Based on outbreaks reported in Bihar during Sep-Dec 2009 & 2010 and also on seasonality).

Action points for prevention & control of selected diseases

1) **DIARRHOEAS (including Cholera):**

Case Definition:

Frequent passage of loose or watery stools accompanied by vomiting & pain in the abdomen, mainly caused by infectious agent that gain entry through contaminated food or water.

Cholera:

Infectious agent: *Vibrio cholerae* serogroups O1 or O139.

Incubation period: few hours to 5 days, usually 2-3 days.

Outbreak measures

- 1) A single case of cholera in a person with a history of no overseas travel is considered an outbreak.
- 2) Initiate a thorough investigation to determine the vehicle and circumstances of transmission and plan control measures accordingly.
- 3) Educate the population at risk about the need to seek appropriate treatment without delay.
- 4) Adopt emergency measures to assure a safe water supply. Ensure careful supervision of food and drink preparation.
- 5) Immunization of contacts is not indicated, even in the epidemic situation.

Simple measures to prevent yourself

For all types of Diarrhoeas

- Drink more fluids (3-4 litres a day), preferably containing sugar and salt as for example Oral Rehydration Solution (ORS).
- Diet Like banana, rice, apple and toast(BRAT) and boiled vegetables
- Avoid foods containing milk for a couple of days after recovery

- If ORS is not available then fluid replenishment can be done at home by mixing Boiled water + ½ level tea spoon salt + 8 level tea spoon sugar + lemon juice (optional).
- If not controlled in 2-3 days immediate consultation with doctor is essential.
- Over the counter prescription drugs like loperamide is contraindicated.
- Maintaining proper sanitary conditions and regular hand washing.

2) VIRAL HEPATITIS

Case Definition:

Liver inflammation due to a viral infection mainly manifested as yellow discolouration of the skin and sclera of the eyes, passage of dark urine and pale stools (jaundice).

Infectious agent:

The most common causes of viral hepatitis are the five unrelated hepatotropic viruses like A, B, C, D and E and other viruses like herpes simplex, cytomegalovirus and epstein-barr virus.

Hepatitis virus A & E are transmitted through faeco-oral route. Hepatitis A is mild and self limiting in comparison with other forms while E causes acute outbreaks of Jaundice and is fatal in pregnant woman.

Incubation period: 3-8 weeks.

Outbreak measures:

1. Determine the mode of transmission (person-to-person or common vehicle) through epidemiological investigation.
2. Identify the population exposed and eliminating the common sources of infection.
3. Effective use of hepatitis A vaccine in community-wide outbreak situations requires the initiation of immunization early in the course of the outbreak.
4. Make special efforts to improve sanitary and hygienic practices to eliminate fecal contamination of foods and water.
5. Outbreaks in institutions may warrant mass prophylaxis with hepatitis A vaccine and IG.

Simple measures to prevent yourself

- Drink water from safe source or boil water before drinking
- Wash hands before & after eating
- Eat thoroughly cooked food

- Ensure proper waste disposal
- Consult physician for vaccination for Hepatitis A
- Avoid self medication

3) ENTERIC FEVER (typhoid and paratyphoid):

Case Definition:

Bacterial disease, characterized by high fever, diarrhea or constipation contracted by the ingestion of contaminated food or water.

Infectious agent: *Salmonellae typhi and paratyphi*

Incubation period: 1-3 weeks

Outbreak measures:

- 1) All cases are intensively investigated, whether sporadic or part of a cluster.
- 2) Further actions to reduce the risk of infection during an outbreak may include:
 - a. Selective elimination of suspected contaminated food and ensuring pasteurization of milk
 - b. Ensuring appropriate chlorination or boiling of drinking water prior to consumption
 - c. Reviewing the integrity of waste and sewerage systems.
 - d. Widespread use of typhoid vaccine is not generally recommended.

Simple measures to prevent yourself

- Drink water from safe source or boil water before drinking
- Eat thoroughly cooked food
- Ensure proper waste disposal
- Wash hands before & after eating
- Consult physician for vaccination for Typhoid fever

4) MEASLES:

Case Definition:

Sudden onset of high fever, maculo-papular rash (i.e. non-vesicular) with cough, coryza (i.e. runny nose) or conjunctivitis (i.e. red eyes)

Infectious agent: genus *Morbillivirus* species Paramyxovirus

Incubation period: 10 days, but varies from 7- 18 days

Outbreak measures:

Special settings *Schools*

- 1) Although outbreaks mainly affect unvaccinated children, highly vaccinated school populations have also been affected. Cases are excluded from school and child care for at least four days after rash onset
- 2) Immunized contacts are not excluded. Unimmunized contacts should be excluded until 14 days after the first day of appearance of the rash in the last case.
- 3) If unimmunized contacts are vaccinated within 72 hours of their first contact with the first case or if they receive immunoglobulin within seven days of the contact they may return to school.

Child care

- 1) Infants can return if they receive MMR vaccination (9 –12 months) within 72 hours of their first contact or if they receive immunoglobulin (6–12 months) within seven days.

- 2) It is not necessary for infants under six months to be excluded unless the mother is a case, or where the mother is aware she has no protective immunity.

Simple measures to prevent yourself

- 1) Vaccination:
 - All Children should be vaccinated with measles vaccine at 9 months of age, followed by second dose at 1 year.
 - Adults should receive at least one dose of the MMR vaccine, unless they have documentation of vaccination with at least one dose of measles, rubella and mumps containing vaccine or other acceptable evidence of immunity to these three diseases.
- 2) The case should be immediately isolated to minimize any possible ongoing transmission.
- 3) Children with measles should be given nutritious diet including Vitamin A and E.
- 4) Medical care should focus on early detection & management of complications.

Control of Vector borne diseases like Malaria, Kala-azar, JE, Filaria etc. are based on 3 pronged strategies:

- 1) EDPT
- 2) Case Management
- 3) Vector Control

5) MALARIA:

Case Definition:

A case of fever which may be accompanied with:

- Headache, backache, chills, rigors, sweating, myalgia, nausea, vomiting
Splenomegaly, anemia,
- generalized convulsions, coma, shock, spontaneous bleeding, pulmonary edema, renal failure and death (untreated falciparum infection)

Infectious agent:

Four species of Plasmodium (P.) can infect humans: *P. vivax*, *P. ovale*, *P. malariae* and *P. falciparum*. Infection is most commonly caused by *P. vivax* or *P. falciparum*, the latter causing the most severe form of malaria. Mixed infections may occur.

Incubation period

Generally 6–16 days.

Commonly, clinical symptoms occur after 7–14 days for *P. falciparum*, 7–30 days for *P. malariae* and 8–14 days for *P. vivax* and *P. ovale*

Outbreak Measures:

- 1) Carry out fever survey in the affected areas especially those with poor surveillance by collecting blood slide and giving presumptive treatment, and delineate areas.
- 2) Strengthen the treatment facilities at health institutions by providing anti-malarial and supportive medicines; review of the laboratory functions.
- 3) Interrupt the transmission by undertaking indoor residual spraying (IRS) with suitable insecticide(s). In case regular spraying is not possible, focal spraying may be carried out;
- 4) Activate DDC & FTD especially where surveillance is weak.

- 5) Ensure providing complete radical treatment to all positive cases with suitable drugs.
- 6) Intensify IEC to increase awareness about malaria & its control and motivate community to adopt preventive measures for vector control & protect themselves from mosquito bite;
- 7) In case of water logging etc., the district administration may be approached to ensure drainage of the area immediately, taking help of concerned departments, since water standing beyond 7 to 10 days is likely to provide vector mosquito breeding.
- 8) Close entomological monitoring may be done to assess the impact of intervention measures and vector bionomics (e.g. density, resting, feeding, breeding etc.).

Simple measures to prevent yourself

- Use of mosquito nets especially for babies & pregnant women
- Screen the doors & windows with mesh wire
- Personal protection like using repellants, neem fumigation etc.
- While visiting a malaria endemic zone one should protect by taking appropriate drugs & personal protective measures.
- Seek medical aid in case malaria symptoms develop.

6) DENGUE :

Case Definition:

An acute febrile illness of 2-7 days duration with 2 or more of the following:

- Headache, retro-orbital pain, myalgia, arthralgia, rash, haemorrhagic manifestations and leucopenia

Infectious agent:

Dengue virus (DENV) with four related but distinct serotypes: 1, 2, 3 and 4, spread by *Aedes aegypti* mosquito.

Incubation period : 3-14 days.

Outbreak Measures:

The epidemic's spread is caused by two factors, the travelling population through air travel and climate changes, ushering in not only dengue but malaria and other vector borne diseases as well.

1. There are no approved vaccines for the dengue virus. Prevention thus depends on control of and protection from the bites of the mosquito that transmits it
2. Most measures are similar to malaria & other VBDs

Simple measures to prevent yourself:

- Mosquito control measures: draining the coolers, buckets and other water storage containers at weekly intervals.
- Personal protection measures such as long sleeves and mosquito and use of mosquito repellents, mosquito nets
- Avoidance of mosquito-prone areas
 - Search for and eliminate breeding sites of *Aedes aegypti* in the urban area. Remove solid wastes where water collects
 - Control *Aedes aegypti* near airports
 - Prevent importation of new vectors, for example *Aedes albopictus*
 - Isolate the patient and prevent mosquito access until fever subsides
 - In case dengue fever is suspected, take paracetamol or acetaminophen
 - Seek medical care in case one or more signs of bleeding are seen

7) JAPANESE ENCEPHALITIS

Case Definition:

A case of sudden onset of fever, along with

- Rapid onset of high fever, headache, neck stiffness, disorientation, coma & seizures and paralysis
- If not treated can lead to death

Water birds and pigs are important in the chain of transmission of the disease to humans.

Infectious agent:

Japanese encephalitis virus (JEV) spread by the bite of Culex Vishnui group (Culex tritaeniorhynchus) of mosquitoes

Incubation period: 6-16 days.

Outbreak Measures:

- 1) Intensive supportive medical and nursing care for complete recovery or to minimize neurological complications.
- 2) Since no specific antiviral drugs are available, prevention is better than cure
- 3) The highest risk areas are rural where rice and pig farming coexist. During and just after the rainy season (which varies from country to country) the risk is increased.
- 4) Long stay and rural travellers to these areas should consider vaccination against JE. All travellers should take steps to avoid mosquito bites.
- 5) Other measures similar to malaria control.

Simple measures to prevent yourself:

- Protect against mosquito bites using mosquito nets and repellants.
- Vaccination against JE is recommended especially for those moving to JE endemic areas
- Since JE is a medical emergency, the patients having symptoms suggestive of JE should be rushed to nearest hospital/health facility.
- Search for and eliminate breeding sites of mosquito vectors in the urban area.

8) KALA-AZAR

Case Definition:

Characterized by persistent fever with chills along with anemia, liver and spleen enlargement, loss of body weight and if left untreated can cause death.

Infectious agent: Parasitic protozoa *Leishmania donovani*, transmitted to humans by the bite of infected female sandfly, *Phlebotomus argentipes*.

The vector thrives in cracks and crevices of **mud plastered houses, poor housing conditions, heaps of cow dung, in rat burrows, in bushes and vegetations around the houses.**

Incubation period: 2-6 months

Outbreak Measures:

- 1) Early detection & prompt treatment

- 2) Vector control through two rounds of spray and government should prioritize giving plastered houses to BPL families reporting a case of kala-azar.
- 3) Formation of Kala-azar task force having inter-sectoral coordination
- 4) Organization of Kala-azar fortnight camps on regular basis.
- 5) Other measures similar to other VBDs

Simple measures to prevent yourself:

- Community participation during spray and clean breeding sites.
- Nutritious diet and vitamins
- Common drugs for treatment includes miltefosine, sodium stibogluconate and liposomal amphotericin B

9) SEASONAL INFLUENZA (FLU)

Case Definition:

- Seasonal influenza is characterized by a sudden onset of high fever along with, headache, lethargy, cough, sore-throat, myalgias and arthalgias.

Most cases are self-limiting, but can cause severe illness or death in people at high risk like children's, old and immuno-compromised patients.

Infectious agent:

Respiratory droplets and infected fomites

Incubation period: 1-4 days

Outbreak Measures:

1. Influenza epidemics occur yearly during autumn and winter in temperate regions. Illnesses result in hospitalizations and deaths mainly among high-risk groups (the very young, elderly or chronically ill). So, Vaccination is especially important for people at higher risk of serious influenza complications, and for people who live with or care for high risk individuals.
2. WHO recommends annual vaccination for (in order of priority):
 - nursing-home residents (the elderly or disabled)
 - elderly individuals
 - people with chronic medical conditions

- other groups such as pregnant women, health care workers, those with essential functions in society as well as children from ages six months to two years.

Simple measures to prevent yourself:

- Avoid close contact with people having respiratory infections.
- During sickness drink plenty of fluids and take rest.
- Cover your mouth with handkerchief or cloth while coughing or sneezing.
- Wash hands regularly.
- Consult physician for treatment.

8) ACUTE RESPIRATORY ILLNESS INCLUDING PNEUMONIA IN CHILDREN

Case Definition:

Any new or acute infection of nose, throat, ear, voice box, air tubes or the lungs. ARIs are most frequent in children's less than 5 years old but can occur in all age groups. Symptoms range from self limited cough and cold with or without fever, ear ache to life threatening pneumonia.

A child with pneumonia has high fever, cough, dyspnea, tachypnea, chest indrawing. These are emergency signs in which prompt consultation with a physician is needed.

Infectious agent:

Bacteria and viruses like *Streptococcus pneumoniae* and *Haemophilus influenza*

Infectious period:

Most patients are infectious during the first two to three days of symptoms and may still be somewhat infectious until symptoms have completely resolved.

Outbreak measures:

- 1) Vaccines are available against both influenza and pneumococcal disease and these can be used to prevent or reduce the likelihood of outbreaks of these diseases and their complications.
- 2) Early recognition of an outbreak of ARI or potential ARI in a care home is important because prompt action is necessary in order to prevent further spread of the illness.

- 3) Unless testing results are available quickly it is probably inadvisable to wait for microbiological/virological confirmation of an illness before implementing general outbreak control measures.
- 4) Use of Dome shaped mask specially visiting crowded areas.

Simple measures to prevent yourself:

- Crowded places should be avoided and children's should not be exposed to indoor pollution or smoking.
- Before handling the children's, hands should be properly washed.
- Ensure nutritional diet and exclusive breastfeeding to infants for first six months of life.
- Child should be vaccinated against measles and whooping cough to avoid complications of pneumonia
- Most coughs and cold are self limiting so self medication is not recommended
- Consult physician in case cough continues for more than 7 days or symptoms suggestive of pneumonia develop.

OUTCOMES EXPECTED:

The Infectious Disease Bulletin hopes to bring a positive viewpoint to understand the diseases & their epidemiology . Beyond this, it is also expected to :

- Strengthen the disease surveillance system in Bihar.
- Early detection and prompt action in case of unusual increase in cases.
- Lessening the mortality and morbidity due to disease outbreaks.
- Sensitization of general public regarding diseases & its prevention.
- Inter and intra-sectoral convergence with other sectors and departments would maximize the achievement and lessen the disease burden in the state.

ANNEXURES

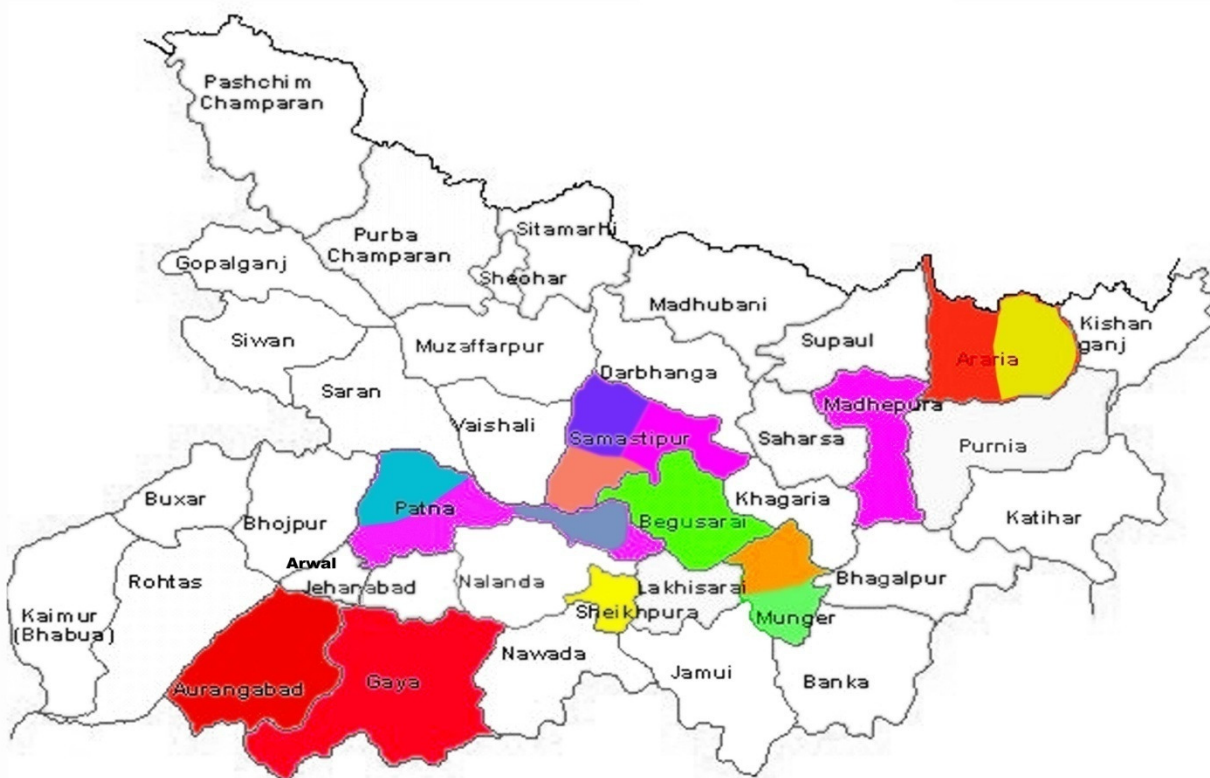
ANNEXURE 1 : District wise situation of selected diseases based on their prevalence from Sept to December (2009 & 2010) in Bihar

[YEAR - 2009 : Include SHEET 'A' to SHEET - 'T']

[YEAR - 2010 : Include SHEET 'A' to SHEET - 'T']

ANNEXURE 2: Outbreaks reported from Bihar from Sept to December (2009 & 2010) in Bihar

**OUTBREAK OF VARIOUS DISEASES REPORTED FROM BIHAR
(September to December 2009 & 2010)**



ANNEXURE 3: STEP IN OUTBREAK INVESTIGATIONS & CONTROL:

Reasons for investigating outbreaks

- Prevent additional cases in the current outbreak
- Prevent future outbreak.
- Learn about a new disease
- Learn something new about an old disease
- Reassure the public
- Minimize economic and social disruption

Checklist for Outbreak Control Team Tasks

The principal aim of the Outbreak Control Team (OCT)/RRT is to investigate the cause of the outbreak and to implement action to identify the source, minimize spread and prevent recurrence of the communicable disease. The following tasks must be undertaken in order to deal effectively with an outbreak. The step-by-step approach does not imply that each action must follow the one preceding it. In practice, some steps must be carried out simultaneously and not all steps will be required on every occasion.

Preliminary Phase

- Consider whether or not cases have the same illness and establish a tentative diagnosis
- Determine if there is a real outbreak
- Establish a single comprehensive case list
- Collect relevant clinical or environmental specimens for laboratory analysis
- Conduct unstructured, in-depth interviews of index cases
- Conduct appropriate environmental investigation including inspection of involved or implicated premises
- Identify population at risk
- Identify persons posing a risk of further spread
- Initiate immediate control measures
- Assess the availability of adequate resources to deal with the outbreak

Descriptive Phase

- Establish a case definition (clinical and/or microbiological)
- Search for other cases
- Collect and collate data from affected and unaffected persons using a standardised questionnaire
- Describe cases by time, place and person
- Form preliminary hypotheses on the cause of the outbreak
- Make decision about whether to undertake detailed analytical studies

Analytical Phase

- Calculate attack rates
- Confirm factors common to all or most cases
- Test and review hypotheses of the cause
- Collect further clinical or environmental specimens for laboratory analysis
- Ascertain source and mode of spread

Control Measures

- **Control the source:** animal, human or environmental
- **Control the spread** by:
 - (a) Isolation or exclusion of cases and contacts
 - (b) Treatment of cases to reduce infectious period, where possible (e.g. antivirals)
 - (c) Screening and monitoring of contacts
 - (d) Protection of contacts by immunisation or chemo-prophylaxis
 - (e) Enhanced infection control practices by staff and visitors including cleaning and equipment decontamination procedures
 - (f) Closure of premises

- Monitor control measures by continued surveillance for disease.
- Declare the outbreak over.

Evaluation

- Evaluate the management of the outbreak and make recommendations for the future

Communication

- Consider the best means of communication with colleagues, patients and the public, including the need for an incident room and/or help-lines
- Notify the local Population Health Unit where the outbreak involves a notifiable disease or gives rise to broader public interest
- Ensure appropriate information is given to the public, especially those at high risk
- Ensure accuracy and timeliness
- Include all those who need to know
- Use the media constructively.
- Prepare written report
- Disseminate information on any lessons learnt from managing the outbreak

Further Studies

- Conduct further analytical case control or cohort studies
- Conduct further microbiological studies

=====

ANNEXURE 4: TRIGGERS FOR SELECTIVE DISEASES UNDER IDSP

Probable diagnosis	Trigger event/outbreak	Sample collection / storage / transport	Action taken
Acute watery Diarrhea/Cholera	A single case of cholera or epidemiologically linked case of diarrhea / a case of severe dehydration or death due to diarrhea in a patient >5 yrs old Clustering of cases particularly village or ward where >10 houses having at least 1 case of loose stools irrespective of age.	<ul style="list-style-type: none"> Collect freshly passed stool in a clean, wide mouthed container. Ideally collect within 48 hours of onset of diarrhea. For viral specimens a larger volume is taken. Transport stool specimen quickly to the laboratory, in case of delay store at 4-8°C for 48 hrs and transport in Cary Blair medium. In case of delay beyond 2 days store in freezer at -20°C. 	<ul style="list-style-type: none"> Verify the information from ANM Confirmation of the outbreak Active search of cases with standard case definition. Standard case management Stool sample collection for cholera Ensure safe water supply Inform district authority & ask for help if needed IEC Documentation Ensure buffer stock
Typhoid	More than 30 cases of prolonged fever a week from the entire PHC or 5 or more cases per week from 1 sub centre. OR More than 2 cases from a single village/urban ward with 1000 population.	<ul style="list-style-type: none"> Blood sample is collected for culture & serology. For blood culture collect the required volume of venous blood aseptically (5-10 ml for adults, 1-2 ml for children) and transfer carefully to blood culture bottle containing BHI broth. Transfer immediately to lab, taking care to avoid spillage. In case of delay store in an incubator at 37°C for up to 24 hrs. For serology collect a paired blood/serum sample, one early in the disease & one in convalescence to detect antibodies. 	<ul style="list-style-type: none"> Verify the information from ANM Confirmation of the outbreak Active search of cases with standard case definition. Standard case management Stool sample collection for cholera Ensure safe water supply Inform district authority & ask for help if needed IEC Documentation Ensure buffer stock Blood culture for S.typhi
Viral hepatitis	Clustering of cases from a particular village/urban ward where more than 2 cases of jaundice have been found in different households OR More than 10 cases per PHC per week	<ul style="list-style-type: none"> Collect 5 ml of blood for serology. Maintain Cold chain for transportation Refer to L3 lab for ELISA 	<ul style="list-style-type: none"> Clinical verification Confirmation of the outbreak Standard case management Ensure safe water supply Serological investigation Active search for 2nd/3rd trimester cases with jaundice & keep them under observation with referral to district hospital SOS Investigation of water treatment plant/pipeline leakages
Jaundice	Clustering of cases from a particular village/urban ward where more than 2 cases of jaundice in different households or More than 10 cases per PHC per week.	<ul style="list-style-type: none"> Collect blood sample for etiologic diagnosis of the causative agent of jaundice Preferably a paired serum sample for detection of antibodies to HAV, HBV, HCV, HEV. 	<ul style="list-style-type: none"> Clinical verification Confirmation of the outbreak Standard case management Ensure safe water supply Serological investigation Active case search Investigation of water treatment plant/pipeline leakages
Measles	A single case of probable measles from a tribal or remote area, or two or more cases with fever with rash.	<ul style="list-style-type: none"> Blood is collected for detection of specific IgM antibodies 	<ul style="list-style-type: none"> Verify the case through clinical manifestation Send samples for laboratory testing Standard case management Active case search Ring vaccination. Vit A IEC
Dengue DF/DHF	Even a single case of suspected DHF from a	<ul style="list-style-type: none"> A paired serum sample is collected again to demonstrate IgM or IgG 	<ul style="list-style-type: none"> Verify the information Suspect if clustering of fever cases with M.P.

	community. Rising number of fever cases for previous 3 weeks.	<p>antibodies to the virus.</p> <ul style="list-style-type: none"> • Blood is collected by venepuncture in a clean, sterile tube. • Allow the blood to stand for 1-2 hrs for clotting & clot retraction and then centrifuge at low speed. • Aliquot clear serum in a separate sterile tube. • Store at 4-8°C for short term and in case of further delay store at -20°C. 	<p><i>negative slides are found</i></p> <ul style="list-style-type: none"> • <i>Confirmation of outbreak</i> • <i>Standard case management</i> • <i>Active case search of cases</i> • <i>House-to-House Vector surveillance for A.aegypti larvae</i> • <i>Fogging/spraying if necessary</i> • <i>Inform the DSO</i> • <i>IEC</i> • <i>Empty the coolers, vessels & keep them dry for 24 hours atleast once in a week</i> • <i>Remove garbage,(container etc.)</i> • <i>Laboratory confirmation</i>
Meningitis	2 cases with fever with altered consciousness/seizures.	<ul style="list-style-type: none"> • CSF is to be collected by a trained physician or a medical officer. • Collect about 1-2 ml CSF in each of the 3 collection vials for cell counts, biochemical & microbiological investigations. • Do Gram staining, culture and antigen detection from the microbiological specimen. • CSF for bacteriology should never be frozen, transport and store at room temperature - if an incubator is available store in it. • CSF for virus detection can be stored at 4-8°C. 	<ul style="list-style-type: none"> • <i>Verify the information</i> • <i>Confirmation of the outbreak</i> • <i>Active search of cases with standard case definition.</i> • <i>Standard case management</i> • <i>Inform district authority & ask for help if needed</i> • <i>IEC (household bleach to clean the surroundings)</i> • <i>Documentation</i> • <i>Ensure buffer stock</i> • <i>Prompt referral to hospitals</i> • <i>Vaccination for viral meningitis</i>
Japanese Encephalitis	Even a single case of probable JE or 2 cases with fever with altered consciousness/ seizure	<ul style="list-style-type: none"> • Collection of samples for serology & culture • Serum separation & transportation of samples to L3 • Serology to be performed in designated lab L3 or L4/L5 • Serology by IgM ELISA and rapid tests • CSF collection for differential diagnosis 	<ul style="list-style-type: none"> • <i>Verify the information</i> • <i>Clinical confirmation</i> • <i>Standard case management</i> • <i>Active search of cases with standard case definition.</i> • <i>Vector surveillance & control</i> • <i>IEC</i> • <i>Subsequently inform to higher authority</i> • <i>Isolation of virus</i> • <i>Sero-diagnosis</i> • <i>Referral of serious cases to distt. Hospital</i> • <i>Vaccination in endemic areas before</i>
Malaria	Even a single case where no cases are present for minimum 3 months OR SPR rises more than double over last 3 months OR Trigger Can be set based on endemicity (last 3 years monthwise data of malaria) can be used to identify outbreaks	<ul style="list-style-type: none"> • Blood sample collection • Smear preparation • Microscopy & reporting • Use of rDKs in remote areas. 	<ul style="list-style-type: none"> • <i>Mass survey for fever cases</i> • <i>Microscopic examination within 24 hours</i> • <i>Start CRT to all fever cases/all contacts of +ve cases & all migratory population.(in case of single PF case of indigenous origin is found)</i> • <i>Focal spraying</i> • <i>Fogging daily x 3 days followed by biweekly for 3 weeks</i> • <i>Larvicidal application</i> • <i>Elimination of mosquitogenic places by tempting of water tables, land filling, channelizing the drains.</i> • <i>Activate DDC/FTDs</i> • <i>Involve local bodies & community by IEC</i> • <i>Daily surveillance for 3-4 weeks</i>

ANNEXURE 5:**TABLE: INCIDENCE RATE/10,000 OF VARIOUS DISEASES REPORTED UNDER IDSP**

- (Sept-Dec 2009 & 2010)
- Based on presumptive form

Disease	Incidence Rate/10,000	
	2009	2010
Acute Diarrhoeal Disease	6.93	8.53
Bacillary Dysentery	10.6	22.7
Viral Hepatitis	0.78	1.19
Malaria	1.84	2.8
Acute Encephalitis Syndrome	0.05	0.23
Dengue	0.01	0.56
Meningitis	0.05	0.22
Measles	0.22	0.09
Diphtheria	0.06	0.09
Pertusis	0.56	0.58
Chicken pox	0.25	0.6
Acute Respiratory Illness/Influenza like illness	45.82	25.64
Pneumonia	4	7.03
Acute Flaccid Paralysis	0.19	0.49
Dog bite	7.62	20.01
Snake bite	0.18	0.45

- * Fig. in red show increase in incidence of diseases in 2010 when compared to 2009

ANNEXURE 6: Graphical representation of yearly situation of (Vector Borne Diseases) in Bihar. Kala-azar (State Specific Disease) Malaria and JE.

Epidemiological Situation Report of Last 5 Years of KALA-AZAR						
Sl.No.	Year	KALA-AZAR			No.of Treated KA Case	PKDL
		No.of Affected PHC	No.of Cases	No.of Death		
1	2005	288	23383	124	23159	-
2	2006	242	29711	179	23293	9
3	2007	263	38166	177	37359	10
4	2008	310	29094	147	28947	0
5	2009	310	21318	80	20065	0
6	2010	357	23084	95	22989	3
7	2011(Up till June)	263	14373	44	11101	15

Epidemiological Situation Report of Last 5 Years of JE/AES			
Sl. No.	Year	AES/JE	
		Case	Death
1	2005	192	64
2	2006	21	3
3	2007	336	164
4	2008	198	46
5	2009	363	99
6	2010	55	9
7	2011 (uptil June) Suspected	135	50

Epidemiological Situation Report of Last 5 Years of Malaria								
Sl.No.	Year	BS		Positive		No.of Treated	Death	
		Colle.	Exami.	PV	PF		Conf.	Susp.
1	2005	250354	240019	2716	428	2741	1	5
2	2006	197313	192250	1808	965	2772	0	1
3	2007	145567	142163	863	739	1553	1	0
4	2008	150169	147279	829	1712	2541	0	0
5	2009	139225	136929	545	2308	2833	20	0
6	2010	135352	133757	975	933	1907	1	0
7	2011(uptil May)	52910	52610	305	130	-	0	0

DENGUE ALERTS:

- Only one case of Dengue was reported from Bihar in 2008.
- Only two case of Dengue was reported from Bihar in 2009.
- But in 2010, 2173 case & 09 death was reported from Bihar. (During the outbreak Dengue guideline related letter was sent to all districts).
- In 2011 (Uptil June) single case has been reported



State Health Society, Bihar राज्य स्वास्थ्य समिति, बिहार

परिवार कल्याण भवन, शेखपुरा, पटना - 800014
Pariwar Kalyan Bhawan, Sheikhpura, Patna-800014
Phone : 0612-3259447, 3259448, 2290321, 2290322, 2290328, 2290340
website : www.shsbihar.org, E-mail : info@shsbihar.org



Sanjay Kumar, I.A.S.
Executive Director

Letter No.- SHS.B./GenAdmin/326/2010/19850

To,
All Civil Surgeons cum member-secretary
DHS, Bihar

Patna, Dt.- 13.9.10

Sub: - Regarding taking necessary actions to prevent Dengue outbreak.

Sir/Padam,

As you know Dengue outbreak is being reported from several districts of Bihar. Seeing the menace caused by the disease, you are requested to plan for following actions:

- 1) Form an **Emergency Action Committee** on Dengue & a **Rapid Response Team** to manage the cases and undertake emergency vector control measures.
- 2) Draw urgent plans of action and resource mobilization in respect of medicines including procurement of Dengue kits in adequate numbers, intravenous fluids, blood products, insecticides, equipment and vehicles.
- 3) Liase with Municipal Corporation for malathion fogging & application of larvicide (Temephos) in water storage containers like tanks, drums, vases, pots, coolers etc.
- 4) Undertake regular IEC activities to enhance community participation regarding prevention from Dengue. The activities have to be intensified particularly to effect changes in practice of storage of water and personal protection as well as their cooperation during fogging & to eliminate larval breeding places.
- 5) Undertake active surveillance of fever cases by Health Workers & ASHA for early diagnosis & prompt treatment.
- 6) Ensure regular reporting of line listing of Dengue patients & other informations regarding the same to the undersigned.

A copy of Do's and Dont's for managing dengue fever/dengue haemorrhagic fever cases, issued by NVBDCP, Govt is enclosed for your ready reference.

Thanking you,

Yours' truly,


(Sanjay Kumar)

Copy to all District Magistrates and Divisional Commissioners.

SHEET - C

Ministry of Health & Family Welfare(IDSP)
Government of India
WEEKWISE CASE OF Viral Hepatitis FOR PRESUMPTIVE SURVEILLANCE-P

SI. NO	DISTRICT	YEAR - 2009																								
		August - September					September-October					October-November					November-December					December-January				
		Week No.					Week No.					Week No.					Week No.					Week No.				
		33	34	35	36	Total	37	38	39	40	Total	41	42	43	44	Total	45	46	47	48	Total	49	50	51	52	Total
1	ARARIA	0	0	0	0	0	0	0	0	5	5	3	0	0	0	3	0	0	0	0	0	0	0	0	0	
2	AURANGABAD	0	0	0	0	0	0	0	0	0	0	2	0	1	0	3	0	0	0	0	0	0	0	0	0	
3	ARWAL	0	0	0	0	0	0	0	0	0	0	0	0	0	0	0	0	0	0	1	1	0	0	0	0	
4	BANKA	0	0	0	0	0	0	0	0	0	0	0	0	0	0	0	0	0	0	0	0	0	0	0	0	
5	BEGUSARAI	0	5	3	1	9	0	0	0	0	0	2	0	2	1	5	0	3	0	0	3	2	0	1	1	
6	BHABHUA	0	0	0	0	0	0	0	0	0	0	0	0	0	0	0	0	0	0	0	0	0	0	0	0	
7	BHAGALPUR	0	0	0	0	0	0	0	0	198	198	0	0	0	0	0	2	0	0	0	2	0	0	0	0	
8	BHOJPUR	0	0	0	21	21	131	29	10	0	170	17	17	5	8	47	3	11	7	7	28	0	2	2	5	
9	BUXAR	0	0	0	0	0	7	0	1	0	8	0	0	0	0	0	0	0	0	0	0	0	0	0	0	
10	DARBHANGA	0	0	3	1	4	4	0	0	6	10	6	90	16	10	122	10	13	18	16	57	17	41	20	5	
11	GOPALGANJ	0	0	0	0	0	0	0	0	0	0	0	0	0	0	0	0	0	0	0	0	0	0	0	0	
12	GAYA	0	0	0	0	0	0	0	0	0	0	27	35	44	61	167	0	51	24	21	96	6	8	11	19	
13	JAHANABAD	0	0	0	12	12	1	0	0	0	1	16	0	0	0	16	1	11	0	0	12	0	0	0	0	
14	JAMUI	0	0	0	0	0	0	0	0	0	0	0	0	0	0	0	15	20	16	15	66	10	9	8	8	
15	KHAGARIA	0	0	0	0	0	0	0	0	0	0	0	0	0	0	0	0	0	0	0	0	0	0	0	0	
16	KISHANGANJ	0	0	0	0	0	0	0	0	0	0	1	1	1	0	3	0	0	0	0	0	0	0	0	0	
17	KATI HAR	0	0	0	0	0	0	0	0	0	0	15	0	0	42	57	0	1	0	0	1	0	42	0	0	
18	LAKHISARAI	0	0	0	0	0	0	0	0	0	0	0	0	0	3	3	0	0	0	6	6	0	0	0	0	
19	MADHUBANI	0	1	5	0	6	0	6	0	3	9	1	3	0	0	4	0	1	0	0	1	0	0	3	0	
20	MADHEPURA	87	0	0	100	187	80	9	37	55	181	74	8	59	9	150	12	10	9	8	39	0	0	0	0	
21	MUNGER	9	9	11	7	36	6	4	8	5	23	7	7	4	8	26	13	7	19	2	41	28	9	12		
22	MUZAFFARPUR	3	2	13	11	29	8	9	21	6	44	12	11	14	14	51	9	11	20	15	55	18	10	0		
23	NAWADA	0	0	0	0	0	0	0	0	0	0	0	0	0	0	0	0	0	0	0	0	0	0	0	0	
24	NALANDA	0	0	0	0	0	0	0	0	0	0	0	0	0	0	0	0	0	0	0	0	0	0	0	0	
25	WEST CHAMPARAN (BETTIAH)	0	0	0	0	0	0	0	0	0	0	0	0	0	0	0	0	0	0	0	0	24	0	0	0	
26	PATNA	0	128	380	7	515	11	11	7	10	39	3	26	30	54	113	35	92	40	56	223	46	110	82		
27	EAST CHAMPARAN	0	0	0	0	0	0	0	0	0	0	0	0	0	0	0	0	0	0	0	0	0	0	0	0	
28	PURNIA	45	0	0	0	45	0	0	0	0	0	0	0	0	19	0	0	0	0	0	0	0	0	0	145	
29	ROHTAS	0	0	0	0	0	0	0	0	0	0	4	1	3	0	8	0	0	0	0	0	3	2	1	0	
30	SAHARSA	0	0	0	0	0	0	0	0	7	7	11	10	14	12	47	7	5	9	4	25	2	4	4	6	
31	SHEKHPURA	0	0	0	0	0	1	0	0	0	1	1	0	0	0	1	0	0	0	0	0	0	0	0	0	
32	SHEOHAR	0	0	0	0	0	0	0	0	0	0	0	0	0	0	0	0	0	0	0	0	0	0	4	4	
33	SITAMARHI	0	0	0	0	0	0	0	2	0	2	0	2	0	0	2	0	0	0	0	0	0	4	0	0	
34	SAMASTIPUR	0	0	0	0	0	0	0	0	0	0	0	0	10	0	10	0	0	0	0	0	0	0	0	0	
35	SARAN	0	0	0	0	0	0	0	0	0	0	0	35	0	0	35	1	1	37	5	44	0	0	5	1	
36	SUPAUL	0	0	0	0	0	0	0	1	0	1	0	2	0	0	2	0	0	0	0	0	0	0	0	0	
37	SIWAN	0	0	0	0	0	0	0	0	45	45	10	8	8	16	42	10	6	14	10	40	19	18	15	5	
38	VAISHALI	0	0	0	0	0	0	0	0	0	0	0	0	0	0	0	0	0	0	0	0	0	0	0	0	
TOTAL		144	145	415	160	864	249	68	87	340	744	212	256	211	257	936	118	243	221	166	748	175	259	164	260	

SHEET - D

Ministry of Health & Family Welfare(IDSP)
Government of India

WEEKWISE CASE OF Enteric Fever FOR PRESUMPTIVE SURVEILLANCE-P

SI. NO	DISTRICT	YEAR - 2009																								
		August - September					September-October					October-November					November-December					December-January				
		Week No.					Week No.					Week No.					Week No.					Week No.				
		33	34	35	36	Total	37	38	39	40	Total	41	42	43	44	Total	45	46	47	48	Total	49	50	51	52	Total
1	ARARIA	0	0	14	0	14	0	0	0	35	35	12	80	0	0	92	3045	3140	2513	1151	9849	0	0	0	0	0
2	AURANGABAD	0	0	0	0	0	0	0	0	0	0	5	0	0	0	5	0	0	0	0	0	0	0	0	0	
3	ARWAL	0	0	0	0	0	0	0	0	0	0	0	0	0	0	0	18	3	38	2	61	0	67	0	35	102
4	BANKA	0	0	0	0	0	0	0	0	0	0	0	0	0	0	0	0	0	0	0	0	0	3	60	63	
5	BEGUSARAI	0	55	60	61	176	70	40	29	42	181	106	146	98	99	449	177	86	95	133	491	276	253	237	138	904
6	BHABHUA	0	0	0	0	0	0	0	0	0	0	0	0	0	0	0	0	0	0	0	0	0	0	0	0	0
7	BHAGALPUR	0	0	0	5	5	0	0	0	0	0	198	0	0	198	5	6	0	0	11	7	0	0	7	14	
8	BHOJPUR	0	0	0	4	4	12	14	6	0	32	4	4	0	6	14	28	13	10	26	77	6	13	26	21	66
9	BUXAR	0	0	0	7	7	4	29	52	22	107	0	27	31	27	85	7	16	18	18	59	21	0	4	1	26
10	DARBHANGA	0	0	221	19	240	92	120	166	214	592	275	169	288	296	1028	242	207	270	258	977	276	282	245	159	962
11	GOPALGANJ	0	0	0	0	0	0	0	0	0	0	0	0	0	0	0	0	0	0	0	0	0	0	0	0	0
12	GAYA	0	0	0	0	0	0	0	0	0	414	246	294	383	1337	300	445	31	240	1016	219	195	177	148	739	
13	JAHANABAD	0	0	0	0	0	0	28	32	1	61	7	25	54	239	325	383	345	316	15	1059	4	615	520	47	1186
14	JAMUI	0	0	0	0	0	0	0	0	0	0	0	0	0	0	0	55	42	37	26	160	22	22	23	26	93
15	KHAGARIA	0	0	0	0	0	0	0	0	100	100	217	127	101	164	609	179	222	146	126	673	147	136	113	93	489
16	KISHANGANJ	0	0	0	0	0	64	0	100	156	320	168	185	0	0	353	0	0	1	2	3	5	1	0	0	6
17	KATIHAR	0	0	0	22	22	21	15	64	70	170	66	37	89	79	271	89	64	82	100	335	67	38	49	25	179
18	LAKHISARAI	0	0	15	44	59	50	35	20	29	134	36	32	13	18	99	4	11	20	47	82	21	18	70	64	173
19	MADHUBANI	0	399	484	0	883	48	12	0	241	301	44	53	33	100	230	33	82	105	61	281	81	100	72	69	322
20	MADHEPURA	31	0	160	0	191	39	12	29	52	132	55	50	116	142	363	106	46	98	70	320	2	0	0	0	2
21	MUNGER	38	23	31	64	156	36	33	48	25	142	35	256	147	54	492	27	33	31	32	123	23	44	20	57	144
22	MUZAFFARPUR	102	27	31	44	204	41	45	22	45	153	60	26	55	74	215	63	81	79	91	314	87	112	69	58	326
23	NAWADA	0	0	0	196	196	196	211	0	220	627	231	204	221	0	656	164	109	148	87	508	0	0	0	1	1
24	NALANDA	0	0	0	0	0	0	0	0	0	0	0	0	0	0	0	0	0	0	0	0	0	0	0	0	0
25	W.CHAMPARAN	0	0	0	0	0	0	0	0	0	0	0	0	0	0	0	0	0	3	3	6	1	4	1	0	6
26	PATNA	0	392	515	213	1120	107	35	19	22	183	24	121	170	344	659	572	526	524	417	2039	202	245	204	216	867
27	EAST CHAMPARAN	0	0	0	0	0	0	0	0	0	0	0	0	0	0	0	0	0	0	0	0	0	0	0	0	0
28	PURNIA	82	156	224	6	468	58	40	159	97	354	180	279	312	165	936	31	37	177	190	435	0	144	194	9	347
29	ROHTAS	0	0	0	0	0	0	0	0	0	0	1	9	7	42	59	3	0	0	0	3	8	1	1	0	10
30	SAHARSA	0	0	0	0	0	0	0	0	94	94	115	99	97	86	397	81	73	76	59	289	46	44	11	52	153
31	SHEKHPURA	20	0	13	7	40	8	5	6	4	23	6	5	3	1	15	7	9	8	7	31	7	9	7	6	29
32	SHEOHAR	0	0	0	0	0	0	0	0	0	0	0	98	46	29	173	25	0	0	21	46	8	45	53	49	155
33	SITAMARHI	0	0	0	0	0	53	2	16	3	74	4	0	0	0	4	3	3	79	4	89	7	0	39	123	169
34	SAMASTIPUR	0	0	0	0	0	0	0	0	0	0	0	16	0	16	0	0	0	0	0	0	0	2	5	0	7
35	SARAN	0	0	0	3	3	0	0	16	7	23	32	9	17	0	58	9	73	35	16	133	0	0	19	17	36
36	SUPAUL	0	0	0	0	0	0	0	0	19	19	76	10	34	39	159	76	0	0	10	86	6	4	13	0	23
37	SIWAN	0	0	0	0	0	0	0	0	153	153	143	114	264	331	852	342	369	356	301	1368	361	360	409	287	1417
38	VAISHALI	0	0	0	0	0	0	0	0	0	0	0	0	0	0	0	0	0	0	0	0	0	0	0	0	0
	TOTAL	273	1052	1768	695	3788	899	676	784	1651	4010	2316	2609	2506	2718	10149	6074	6041	5296	3513	20924	1910	2754	2584	1768	9016

SHEET - E

Ministry of Health & Family Welfare(IDSP)
Government of India
WEEKWISE CASE OF Malaria FOR PRESUMPTIVE SURVEILLANCE-P

SI. NO	DISTRICT	YEAR - 2009																								
		August - September					September-October					October-November					November-December					December-January				
		Week No.					Week No.					Week No.					Week No.					Week No.				
		33	34	35	36	Total	37	38	39	40	Total	41	42	43	44	Total	45	46	47	48	Total	49	50	51	52	Total
1	ARARIA	0	0	19	0	19	0	0	0	38	38	82	47	16	0	145	32	28	19	23	102	0	0	0	0	0
2	AURANGABAD	0	0	7	0	7	0	0	0	0	0	4	0	5	3	12	0	6	4	1	11	0	2	3	1	6
3	ARWAL	0	0	0	0	0	0	0	0	0	0	0	0	0	0	0	73	0	5	5	83	11	10	21	10	52
4	BANKA	0	0	0	0	0	0	0	0	0	0	0	0	0	0	0	0	0	0	0	0	0	2	0	6	8
5	BEGUSARAI	0	8	4	6	18	1	6	2	0	9	3	7	0	2	12	0	7	10	9	26	1	2	0	0	3
6	BHABHUA	0	0	0	0	0	0	0	0	0	0	0	0	110	0	110	20	14	0	3	37	7	0	0	6	13
7	BHAGALPUR	0	0	0	2	2	0	0	0	3	3	0	2	0	0	2	1	7	3	0	11	8	0	0	14	22
8	BHOJPUR	0	0	0	8	8	32	8	0	0	40	6	6	0	0	12	0	4	0	11	15	2	0	0	0	2
9	BUXAR	0	0	0	0	0	0	0	0	0	0	8	0	0	0	8	0	0	0	0	0	0	0	1	2	3
10	DARBHANGA	0	0	29	35	64	35	35	34	31	135	30	31	59	61	181	33	36	14	14	97	15	19	15	23	72
11	GOPALGANJ	0	0	0	0	0	0	0	0	0	0	0	0	0	0	0	0	0	0	0	0	0	0	0	0	0
12	GAYA	0	0	0	0	0	0	0	0	0	0	38	17	60	52	167	59	152	43	46	300	39	30	104	36	209
13	JAHANABAD	0	0	0	0	0	0	10	5	0	15	12	3	31	18	64	12	2	0	0	14	0	0	0	0	0
14	JAMUI	0	0	0	0	0	0	0	0	0	0	0	0	0	0	0	16	10	0	41	67	15	10	13	12	50
15	KHAGARIA	0	0	0	0	0	0	0	0	0	0	0	0	0	0	0	0	0	0	0	0	0	0	0	0	0
16	KISHANGANJ	0	0	0	0	0	0	0	0	5	5	1	2	0	1	4	0	5	1	3	9	0	4	0	0	4
17	KATI HAR	0	0	0	14	14	15	18	19	14	66	10	13	14	12	49	8	9	5	4	26	5	7	1	17	30
18	LAKHISARAI	0	0	0	0	0	0	0	0	0	0	0	0	1	0	1	0	0	0	8	8	0	0	0	0	0
19	MADHUBANI	0	6	29	0	35	0	6	0	5	11	11	1	4	5	21	7	9	3	4	23	6	7	7	3	23
20	MADHEPURA	59	0	83	64	206	42	21	68	83	214	97	11	83	13	204	12	18	10	15	55	5	0	0	0	5
21	MUNGER	754	889	814	40	2497	343	321	220	165	1049	168	191	105	73	537	84	66	46	31	227	34	24	3	7	68
22	MUZAFFARPUR	13	10	7	4	34	5	5	3	5	18	12	6	13	7	38	2	2	6	3	13	7	4	0	1	12
23	NAWADA	222	23	10	0	255	0	0	45	31	76	2	2	2	3	9	2	0	1	0	3	0	0	0	0	0
24	NALANDA	0	0	0	0	0	0	0	0	0	0	0	0	0	0	0	0	0	0	0	0	0	0	0	0	0
25	WEST CHAMPARAN (BETTIAH)	0	0	0	0	0	0	0	0	0	0	0	0	0	0	0	0	0	0	0	0	0	0	0	0	0
26	PATNA	0	108	171	40	319	18	10	2	1	31	7	7	6	12	32	11	23	14	18	66	15	32	29	68	144
27	EAST CHAMPARAN	0	0	0	0	0	0	0	0	0	0	0	0	0	0	0	0	0	0	0	0	0	0	0	0	0
28	PURNIA	92	12	47	1	152	0	0	1	0	1	14	9	50	23	96	34	155	50	83	322	0	31	21	17	69
29	ROHTAS	0	0	0	0	0	0	0	0	0	0	8	0	11	24	43	11	0	0	0	11	0	6	6	1	13
30	SAHARSA	0	0	0	0	0	0	0	0	33	33	26	5	6	7	44	3	4	8	6	21	6	4	4	4	18
31	SHEKHPURA	4	0	3	2	9	1	1	1	0	3	0	0	1	0	1	3	6	6	5	20	1	2	3	0	6
32	SHEOHAR	0	0	0	0	0	0	0	0	0	0	0	0	0	0	0	0	0	0	0	0	0	0	0	6	6
33	SITAMARHI	0	0	0	0	0	0	0	5	0	5	0	0	0	0	0	0	0	0	7	7	15	0	0	0	15
34	SAMASTIPUR	0	0	0	0	0	0	0	0	0	0	0	0	9	0	9	0	0	0	0	0	3	0	0	0	3
35	SARAN	0	0	0	0	0	0	0	0	0	0	2	0	0	0	2	10	8	0	0	18	0	0	52	0	52
36	SUPAUL	0	0	0	0	0	0	0	2	4	6	88	5	19	46	158	77	0	6	3	86	1	1	0	0	2
37	SIWAN	0	0	0	0	0	0	0	0	32	32	34	29	29	65	157	28	45	60	30	163	32	27	18	42	119
38	VAISHALI	0	0	0	0	0	0	0	0	0	0	0	0	0	0	0	0	0	0	0	0	0	0	0	0	0
	TOTAL	1144	1056	1223	216	3639	492	441	407	450	1790	663	394	634	427	2118	538	616	314	373	1841	228	224	301	276	1029

SHEET - F

Ministry of Health & Family Welfare(IDSP)
Government of India

WEEKWISE CASE OF Dengue / DHF / DSS FOR PRESUMPTIVE SURVEILLANCE-P

Sl. NO	DISTRICT	YEAR - 2009																							
		August - September					September-October					October-November					November-December					December-January			
		Week No.					Week No.					Week No.					Week No.					Week No.			
		33	34	35	36	Total	37	38	39	40	Total	41	42	43	44	Total	45	46	47	48	Total	49	50	51	52
1	ARARIA	0	0	0	0	0	0	0	0	0	0	0	0	0	0	0	0	0	0	0	0	0	0	0	0
2	AURANGABAD	0	0	0	0	0	0	0	0	0	0	0	0	0	0	0	0	0	0	0	0	0	0	0	0
3	ARWAL	0	0	0	0	0	0	0	0	0	0	0	0	0	0	0	0	0	0	0	0	0	0	0	0
4	BANKA	0	0	0	0	0	0	0	0	0	0	0	0	0	0	0	0	0	0	0	0	0	0	0	0
5	BEGUSARAI	0	0	0	0	0	0	0	0	0	0	0	0	0	0	0	0	0	0	0	0	0	0	0	0
6	BHABHUA	0	0	0	0	0	0	0	0	0	0	0	0	0	0	0	0	0	0	0	0	0	0	0	0
7	BHAGALPUR	0	0	0	0	0	0	0	0	0	0	0	0	0	0	0	0	0	0	0	0	0	0	0	0
8	BHOJPUR	0	0	0	0	0	0	0	0	0	0	0	0	0	0	0	0	0	0	0	0	0	0	0	0
9	BUXAR	0	0	0	0	0	0	0	0	0	0	0	0	0	0	0	0	0	0	0	0	0	0	0	0
10	DARBHANGA	0	0	0	0	0	0	0	0	0	0	0	0	0	0	0	0	0	0	0	0	0	0	0	0
11	GOPALGANJ	0	0	0	0	0	0	0	0	0	0	0	0	0	0	0	0	0	0	0	0	0	0	0	0
12	GAYA	0	0	0	0	0	0	0	0	0	0	0	0	0	0	0	0	0	0	0	0	0	0	0	0
13	JAHANABAD	0	0	0	0	0	0	0	0	0	0	0	0	0	0	1	0	0	0	1	2	2	0	0	4
14	JAMUI	0	0	0	0	0	0	0	0	0	0	0	0	0	0	0	0	0	0	0	0	0	0	0	0
15	KHAGARIA	0	0	0	0	0	0	0	0	0	0	0	0	0	0	0	0	0	0	0	0	0	0	0	0
16	KISHANGANJ	0	0	0	0	0	0	0	0	0	0	0	0	0	0	0	0	0	0	0	0	0	0	0	0
17	KATIHAR	0	0	0	0	0	0	0	0	0	0	0	0	0	0	0	0	0	0	0	0	0	0	0	0
18	LAKHISARAI	0	0	0	0	0	0	0	0	0	0	0	0	0	0	0	0	0	0	0	0	0	0	0	0
19	MADHUBANI	0	0	5	0	5	0	0	0	0	0	0	0	0	0	0	0	0	0	0	0	0	0	0	0
20	MADHEPURA	0	0	0	0	0	0	0	0	0	0	0	0	0	0	0	0	0	0	0	0	0	0	0	0
21	MUNGER	0	0	0	0	0	0	0	0	0	0	0	0	0	0	0	0	0	0	0	0	0	0	0	0
22	MUZAFFARPUR	0	0	0	0	0	1	0	0	1	0	0	0	0	0	0	0	0	0	0	0	0	0	0	0
23	NAWADA	0	0	0	0	0	0	0	0	0	0	0	0	0	0	0	0	0	0	0	0	0	0	0	0
24	NALANDA	0	0	0	0	0	0	0	0	0	0	0	0	0	0	0	0	0	0	0	0	0	0	0	0
25	WEST CHAMPARAN (BETTIAH)	0	0	0	0	0	0	0	0	0	0	0	0	0	0	0	0	0	0	0	0	0	0	0	0
26	PATNA	0	0	0	0	0	0	0	0	0	0	0	0	0	0	0	0	0	0	0	0	0	0	0	0
27	EAST CHAMPARAN	0	0	0	0	0	0	0	0	0	0	0	0	0	0	0	0	0	0	0	0	0	0	0	0
28	PURNIA	0	0	0	0	0	0	0	0	0	0	0	0	0	0	0	0	0	0	0	0	0	0	0	0
29	ROHTAS	0	0	0	0	0	0	0	0	0	0	0	0	0	0	0	0	0	0	0	0	0	0	0	0
30	SAHARSA	0	0	0	0	0	0	0	0	0	0	0	0	0	0	0	0	0	0	0	0	0	0	0	0
31	SHEKHPURA	0	0	0	0	0	0	0	0	0	0	0	0	0	0	0	0	0	0	0	0	0	0	0	0
32	SHEOHAR	0	0	0	0	0	0	0	0	0	0	0	0	0	0	0	0	0	0	0	0	0	0	0	0
33	SITAMARHI	0	0	0	0	0	0	0	0	0	0	0	0	0	0	0	0	0	0	0	0	0	0	0	0
34	SAMASTIPUR	0	0	0	0	0	0	0	0	0	0	3	0	3	0	0	0	0	0	0	0	0	0	0	0
35	SARAN	0	0	0	0	0	0	0	0	0	0	0	0	0	0	0	0	0	0	0	0	0	0	0	0
36	SUPAUL	0	0	0	0	0	0	0	0	0	0	0	0	0	28	0	0	0	0	28	0	0	0	0	0
37	SIWAN	0	0	0	0	0	0	0	0	0	0	0	0	0	0	0	0	0	0	0	0	0	0	0	0
38	VAISHALI	0	0	0	0	0	0	0	0	0	0	0	0	0	0	0	0	0	0	0	0	0	0	0	0
	TOTAL	0	0	5	0	5	0	1	0	1	0	0	3	0	3	29	0	0	0	29	2	2	0	0	4

SHEET - G

Ministry of Health & Family Welfare(IDSP)
Government of India
WEEKWISE CASE OF Chikungunya FOR PRESUMPTIVE SURVEILLANCE-P

SI. NO	DISTRICT	YEAR - 2009																								
		August - September					September-October					October-November					November-December					December-January				
		Week No.					Week No.					Week No.					Week No.					Week No.				
33	34	35	36	Total	37	38	39	40	Total	41	42	43	44	Total	45	46	47	48	Total	49	50	51	52	Total		
1	ARARIA	0	0	0	0	0	0	0	0	0	0	0	0	0	0	0	0	0	0	0	0	0	0	0	0	
2	AURANGABAD	0	0	0	0	0	0	0	0	0	0	0	0	0	0	0	0	0	0	0	0	0	0	0	0	
3	ARWAL	0	0	0	0	0	0	0	0	0	0	0	0	0	0	0	0	0	0	0	0	0	0	0	0	
4	BANKA	0	0	0	0	0	0	0	0	0	0	0	0	0	0	0	0	0	0	0	0	0	0	0	0	
5	BEGUSARAI	0	0	0	0	0	0	0	0	0	0	0	0	0	0	0	0	0	0	0	0	0	0	0	0	
6	BHABHUA	0	0	0	0	0	0	0	0	0	0	0	0	0	0	0	0	0	0	0	0	0	0	0	0	
7	BHAGALPUR	0	0	0	0	0	0	0	0	0	0	0	0	0	0	0	0	0	0	0	0	0	0	0	0	
8	BHOJPUR	0	0	0	0	0	0	0	0	0	0	0	0	0	0	0	0	0	0	0	0	0	0	0	0	
9	BUXAR	0	0	0	0	0	0	0	0	0	0	0	0	0	0	0	0	0	0	0	0	0	0	0	0	
10	DARBHANGA	0	0	0	0	0	0	0	0	0	0	0	0	0	0	0	0	0	0	0	0	0	0	0	0	
11	GOPALGANJ	0	0	0	0	0	0	0	0	0	0	0	0	0	0	0	0	0	0	0	0	0	0	0	0	
12	GAYA	0	0	0	0	0	0	0	0	0	0	0	0	0	0	0	0	0	0	0	0	0	0	0	0	
13	JAHANABAD	0	0	0	0	0	0	0	0	0	0	0	0	0	0	0	0	0	0	0	0	0	0	0	0	
14	JAMUI	0	0	0	0	0	0	0	0	0	0	0	0	0	0	0	0	0	0	0	0	0	0	0	0	
15	KHAGARIA	0	0	0	0	0	0	0	0	0	0	0	0	0	0	0	0	0	0	0	0	0	0	0	0	
16	KISHANGANJ	0	0	0	0	0	0	0	0	0	0	0	0	0	0	0	0	0	0	0	0	0	0	0	0	
17	KATI HAR	0	0	0	0	0	0	0	0	0	0	0	0	0	0	0	0	0	0	0	0	24	0	0	24	
18	LAKHISARAI	0	0	0	0	0	0	0	0	0	0	0	0	0	0	0	0	0	0	0	0	0	0	0	0	
19	MADHUBANI	0	0	0	0	0	0	0	0	0	0	0	0	0	0	0	0	0	0	0	0	0	2	0	2	
20	MADHEPURA	0	0	0	0	0	0	0	0	0	0	0	0	0	0	0	0	0	0	0	0	0	0	0	0	
21	MUNGER	0	0	0	0	0	0	0	0	0	0	0	0	0	0	0	0	0	0	0	0	0	0	0	0	
22	MUZAFFARPUR	0	0	0	0	0	0	0	0	0	0	0	0	0	0	0	0	0	0	0	0	1	10	0	11	
23	NAWADA	0	0	0	0	0	0	0	0	0	0	0	0	0	0	0	0	0	0	0	0	0	0	0	0	
24	NALANDA	0	0	0	0	0	0	0	0	0	0	0	0	0	0	0	0	0	0	0	0	0	0	0	0	
25	WEST CHAMPARAN (BETTIAH)	0	0	0	0	0	0	0	0	0	0	0	0	0	0	0	0	0	0	0	0	0	0	0	0	
26	PATNA	0	0	0	0	0	0	0	0	0	0	0	0	0	0	0	0	0	0	0	0	0	0	0	0	
27	EAST CHAMPARAN	0	0	0	0	0	0	0	0	0	0	0	0	0	0	0	0	0	0	0	0	0	0	0	0	
28	PURNIA	0	0	0	0	0	0	0	0	0	0	0	0	0	0	0	0	0	0	0	0	0	0	0	0	
29	ROHTAS	0	0	0	0	0	0	0	0	0	0	0	0	0	0	0	0	0	0	0	0	0	0	0	0	
30	SAHARSA	0	0	0	0	0	0	0	0	0	0	0	0	0	0	0	4	0	0	4	0	0	0	0	0	
31	SHEKHPURA	0	0	0	0	0	0	0	0	0	0	0	0	0	0	0	0	0	0	0	0	0	0	0	0	
32	SHEOHAR	0	0	0	0	0	0	0	0	0	0	0	0	0	0	0	0	0	0	0	0	0	0	0	0	
33	SITAMARHI	0	0	0	0	0	0	0	0	0	0	0	0	0	0	0	0	0	0	0	0	0	0	0	0	
34	SAMASTIPUR	0	0	0	0	0	0	0	0	0	0	0	0	0	0	0	0	0	0	0	0	0	0	0	0	
35	SARAN	0	0	0	0	0	0	0	0	0	0	0	0	0	0	0	0	0	0	0	0	0	0	0	0	
36	SUPAUL	0	0	0	0	0	0	0	0	0	36	0	28	0	64	0	0	0	0	0	0	0	0	0	0	
37	SIWAN	0	0	0	0	0	0	0	0	0	0	0	0	0	0	0	0	0	0	0	0	0	0	0	0	
38	VAISHALI	0	0	0	0	0	0	0	0	0	0	0	0	0	0	0	0	0	0	0	0	0	0	0	0	
	TOTAL	0	0	0	0	0	0	0	0	0	36	0	28	0	64	0	4	0	0	0	0	1	34	2	0	

SHEET - H

Ministry of Health & Family Welfare(IDSP)
Government of India

WEEKWISE CASE OF Acute Encephalitis Syndrome FOR PRESUMPTIVE SURVEILLANCE-P

SI. NO	DISTRICT	YEAR - 2009																								
		August - September					September-October					October-November					November-December					December-January				
		Week No.					Week No.					Week No.					Week No.									
		33	34	35	36	Total	37	38	39	40	Total	41	42	43	44	Total	45	46	47	48	Total	49	50	51	52	Total
1	ARARIA	0	0	0	0	0	0	0	0	0	0	0	0	0	0	0	0	0	0	0	0	0	0	0		
2	AURANGABAD	0	0	0	0	0	0	0	0	0	0	0	0	0	0	0	0	0	0	0	0	0	0	0		
3	ARWAL	0	0	0	0	0	0	0	0	0	0	0	0	0	0	0	0	0	0	0	0	0	0	0		
4	BANKA	0	0	0	0	0	0	0	0	0	0	0	0	0	0	0	0	0	0	0	0	0	0	70	70	
5	BEGUSARAI	0	0	0	0	0	0	0	0	0	0	0	0	0	0	0	0	0	0	0	0	0	0	0	0	
6	BHABHUA	0	0	0	0	0	0	0	0	0	0	0	0	0	0	0	0	0	0	0	0	0	0	0	0	
7	BHAGALPUR	0	0	0	0	0	0	0	0	0	0	0	0	0	0	0	0	0	0	0	0	0	0	0	0	
8	BHOJPUR	0	0	0	0	0	0	0	0	0	0	0	0	0	0	0	0	0	2	2	0	0	0	10	10	
9	BUXAR	0	0	0	0	0	0	0	0	0	0	0	0	0	0	0	0	0	0	0	0	0	0	0	0	
10	DARBHANGA	0	0	0	0	0	0	0	0	0	0	0	0	0	0	0	0	0	0	0	0	3	12	0	15	
11	GOPALGANJ	0	0	0	0	0	0	0	0	0	0	0	0	0	0	0	0	0	0	0	0	0	0	0	0	
12	GAYA	0	0	0	0	0	0	0	0	0	0	0	0	0	0	0	0	0	0	0	0	0	0	0	0	
13	JAHANABAD	0	0	0	0	0	0	1	0	1	1	0	0	0	1	0	0	0	0	0	0	0	0	0	0	
14	JAMUI	0	0	0	0	0	0	0	0	0	0	0	0	0	0	0	0	0	0	0	0	0	0	0	0	
15	KHAGARIA	0	0	0	0	0	0	0	0	0	0	0	0	0	0	0	0	0	0	0	0	0	0	0	0	
16	KISHANGANJ	0	0	0	0	0	0	0	0	0	0	0	0	0	0	0	0	0	0	0	0	0	0	0	0	
17	KATI HAR	0	0	0	0	0	0	0	0	0	0	0	0	0	0	0	0	0	0	0	0	0	0	0	0	
18	LAKHISARAI	0	0	0	0	0	0	0	0	0	0	0	0	0	0	0	0	0	0	0	0	0	0	0	0	
19	MADHUBANI	0	0	0	0	0	0	0	0	0	0	0	0	0	0	0	0	0	0	0	0	0	0	0	0	
20	MADHEPURA	0	0	0	0	0	0	0	0	0	0	0	0	0	0	0	0	0	0	0	0	0	0	0	0	
21	MUNGER	0	0	0	0	0	0	0	0	0	0	0	1	0	1	0	0	0	0	0	0	0	0	0	0	
22	MUZAFFARPUR	0	0	0	0	0	0	18	4	22	6	6	12	9	33	6	2	12	8	28	5	4	0	0	9	
23	NAWADA	0	0	0	0	0	0	0	0	0	0	0	0	0	0	0	0	0	0	0	0	0	0	0	0	
24	NALANDA	0	0	0	0	0	0	0	0	0	0	0	0	0	0	0	0	0	0	0	0	0	0	0	0	
25	WEST CHAMPARAN (BETTIAH)	0	0	0	0	0	0	0	0	0	0	0	0	0	0	0	0	0	0	0	0	0	0	0	0	
26	PATNA	0	3	4	0	7	0	2	0	2	2	0	0	0	2	0	0	0	0	0	0	0	0	0	0	
27	EAST CHAMPARAN	0	0	0	0	0	0	0	0	0	0	0	0	0	0	0	0	0	0	0	0	0	0	0	0	
28	PURNIA	0	0	0	0	0	0	0	0	0	0	0	0	0	0	0	0	0	0	0	0	0	0	0	0	
29	ROHTAS	0	0	0	0	0	0	0	0	0	0	0	0	0	0	0	0	0	0	0	0	0	0	0	0	
30	SAHARSA	0	0	0	0	0	0	0	12	12	3	3	3	6	15	2	1	2	4	9	0	0	0	0	0	
31	SHEKHPURA	0	0	0	0	0	0	0	0	0	0	0	0	0	0	0	0	0	0	0	0	0	0	0	0	
32	SHEOHAR	0	0	0	0	0	0	0	0	0	0	0	0	0	0	0	0	0	0	0	0	0	0	0	0	
33	SITAMARHI	0	0	0	0	0	0	0	0	0	0	0	0	0	0	0	0	0	0	0	0	0	0	0	0	
34	SAMASTIPUR	0	0	0	0	0	0	0	0	0	0	0	0	0	0	0	0	0	0	0	0	0	0	0	0	
35	SARAN	0	0	0	0	0	0	0	0	0	0	0	0	0	0	0	0	0	0	0	0	0	0	0	0	
36	SUPAUL	0	0	0	0	0	0	0	0	0	0	0	0	0	0	0	0	0	0	0	0	0	0	0	0	
37	SIWAN	0	0	0	0	0	0	0	0	0	0	0	0	0	0	0	0	0	0	0	0	0	0	0	0	
38	VAISHALI	0	0	0	0	0	0	0	0	0	0	0	0	0	0	0	0	0	0	0	0	0	0	0	0	
	TOTAL	0	3	4	0	7	0	2	19	16	37	12	9	16	15	52	8	3	24	14	49	5	7	12	80	104

SHEET - I

Ministry of Health & Family Welfare(IDSP)
Government of India
WEEKWISE CASE OF Meningitis FOR PRESUMPTIVE SURVEILLANCE-P

SI. NO	DISTRICT	YEAR - 2009																								
		August - September					September-October					October-November					November-December					December-January				
		Week No.					Week No.					Week No.					Week No.					Week No.				
		33	34	35	36	Total	37	38	39	40	Total	41	42	43	44	Total	45	46	47	48	Total	49	50	51	52	Total
1	ARARIA	0	0	0	0	0	0	0	0	0	0	0	0	0	0	0	0	0	0	0	0	0	0	0	0	
2	AURANGABAD	0	0	0	0	0	0	0	0	0	0	0	0	0	0	0	0	0	0	0	0	0	0	0	0	
3	ARWAL	0	0	0	0	0	0	0	0	0	0	0	0	0	0	0	0	0	0	0	0	0	0	0	0	
4	BANKA	0	0	0	0	0	0	0	0	0	0	0	0	0	0	0	0	0	0	0	0	0	0	22	22	
5	BEGUSARAI	0	0	0	0	0	0	0	0	0	0	0	0	0	0	0	0	0	0	0	0	0	0	0	0	
6	BHABHUA	0	0	0	0	0	0	0	0	0	0	0	0	0	0	0	0	0	0	0	0	0	0	0	0	
7	BHAGALPUR	0	0	0	0	0	0	0	0	0	0	0	0	0	0	0	0	0	0	0	0	0	0	0	0	
8	BHOJPUR	0	0	0	0	0	0	0	0	0	0	0	0	0	0	0	0	0	0	0	0	0	0	0	0	
9	BUXAR	0	0	0	0	0	0	0	0	0	0	0	0	0	0	0	0	0	0	0	0	0	0	0	0	
10	DARBHANGA	0	0	0	0	0	0	0	0	0	0	0	0	0	0	0	0	0	0	0	0	0	6	4	7	17
11	GOPALGANJ	0	0	0	0	0	0	0	0	0	0	0	0	0	0	0	0	0	0	0	0	0	0	0	0	
12	GAYA	0	0	0	0	0	0	0	0	0	0	0	0	0	0	0	0	0	0	0	0	0	0	0	0	
13	JAHANABAD	0	0	0	0	0	1	0	0	0	1	7	0	0	0	7	0	0	0	0	0	0	0	0	0	
14	JAMUI	0	0	0	0	0	0	0	0	0	0	0	0	0	0	0	0	0	0	0	0	0	0	0	0	
15	KHAGARIA	0	0	0	0	0	0	0	0	0	0	0	0	0	0	0	0	0	0	0	0	0	0	0	0	
16	KISHANGANJ	0	0	0	0	0	0	0	0	0	0	0	0	0	0	0	0	0	0	0	0	0	0	0	0	
17	KATIHAR	0	0	0	0	0	0	0	0	0	0	0	0	0	0	0	0	0	0	0	0	0	0	0	0	
18	LAKHISARAI	0	0	0	0	0	0	0	0	0	0	0	0	14	14	0	15	0	1	16	0	0	0	0	0	
19	MADHUBANI	0	0	1	0	1	0	0	0	0	0	0	0	0	0	0	0	0	0	0	0	0	0	0	0	
20	MADHEPURA	0	0	0	0	0	0	0	0	0	0	0	25	0	25	0	0	0	0	0	0	0	0	0	0	
21	MUNGER	0	0	2	2	4	0	2	0	2	4	3	1	0	3	7	0	0	0	0	0	1	0	0	1	
22	MUZAFFARPUR	0	0	0	0	0	0	0	2	6	8	12	13	10	10	45	3	4	10	4	21	12	6	0	18	
23	NAWADA	0	0	0	0	0	0	0	0	0	0	0	0	0	0	0	0	4	0	0	4	0	0	0	0	
24	NALANDA	0	0	0	0	0	0	0	0	0	0	0	0	0	0	0	0	0	0	0	0	0	0	0	0	
25	W.CHAMPARAN	0	0	0	0	0	0	0	0	0	0	0	0	0	0	0	0	0	0	0	0	0	0	0	0	
26	PATNA	0	5	3	0	8	0	0	0	0	0	0	3	3	0	6	0	0	0	0	0	0	0	0	0	
27	E. CHAMPARAN	0	0	0	0	0	0	0	0	0	0	0	0	0	0	0	0	0	0	0	0	0	0	0	0	
28	PURNIA	0	1	0	0	1	0	0	0	0	0	0	0	0	0	0	0	0	2	2	4	0	0	0	0	
29	ROHTAS	0	0	0	0	0	0	0	0	0	0	0	0	0	0	0	0	0	0	0	0	0	0	0	0	
30	SAHARSA	0	0	0	0	0	0	0	0	0	0	0	4	2	6	0	0	0	0	0	0	0	0	0	0	
31	SHEKHPURA	0	0	0	0	0	0	0	0	0	0	0	0	0	0	0	0	0	0	0	0	0	0	0	0	
32	SHEOHAR	0	0	0	0	0	0	0	0	0	0	0	0	0	0	0	0	0	0	0	0	0	0	0	0	
33	SITAMARHI	0	0	0	0	0	0	0	0	0	0	0	0	0	0	0	0	0	0	0	0	0	0	0	0	
34	SAMASTIPUR	0	0	0	0	0	0	0	0	0	0	0	0	0	0	0	0	0	0	0	0	0	0	0	0	
35	SARAN	0	0	0	0	0	0	0	0	0	0	0	0	0	0	0	0	0	0	0	0	0	0	0	0	
36	SUPAUL	0	0	0	0	0	0	0	0	0	0	0	0	1	1	0	0	0	0	0	0	0	0	0	0	
37	SIWAN	0	0	0	0	0	0	0	0	6	6	5	0	0	2	7	0	0	0	0	0	0	0	0	0	
38	VAISHALI	0	0	0	0	0	0	0	0	0	0	0	0	0	0	0	0	0	0	0	0	0	0	0	0	
TOTAL		0	6	6	2	14	1	2	2	14	19	27	17	42	32	118	3	23	19	7	52	13	12	4	29	58

SHEET - J

Ministry of Health & Family Welfare(IDSP)
Government of India
WEEKWISE CASE OF Measles FOR PRESUMPTIVE SURVEILLANCE-P

SI. NO	DISTRICT	YEAR - 2009																								
		August - September					September-October					October-November					November-December					December-January				
		Week No.					Week No.					Week No.					Week No.					Week No.				
		33	34	35	36	Total	37	38	39	40	Total	41	42	43	44	Total	45	46	47	48	Total	49	50	51	52	Total
1	ARARIA	0	0	0	0	0	0	0	0	0	0	5	0	0	5	32	33	36	19	120	0	0	0	0	0	
2	AURANGABAD	0	0	4	0	4	0	0	0	0	0	0	0	0	0	0	0	0	0	0	0	0	0	0	0	
3	ARWAL	0	0	0	0	0	0	0	0	0	0	0	0	0	0	0	0	0	3	3	0	0	13	2	15	
4	BANKA	0	0	0	0	0	0	0	0	0	0	0	0	0	0	0	0	0	0	0	0	0	0	3	3	
5	BEGUSARAI	0	6	8	0	14	0	0	0	0	0	1	0	0	2	3	0	2	0	0	2	0	0	0	0	
6	BHABHUA	0	0	0	0	0	0	0	0	0	0	0	0	11	7	18	0	0	0	0	0	0	0	0	0	
7	BHAGALPUR	0	0	0	2	2	0	0	0	2	2	0	0	0	0	0	0	0	0	0	0	0	0	0	0	
8	BHOJPUR	0	0	0	0	0	0	3	0	0	3	0	0	0	0	0	0	0	0	0	0	0	0	0	0	
9	BUXAR	0	0	0	0	0	0	0	0	0	0	0	0	0	0	0	0	0	0	0	0	0	0	0	0	
10	DARBHANGA	0	0	14	0	14	10	10	8	14	42	8	6	3	2	19	3	0	4	3	10	3	2	9	5	19
11	GOPALGANJ	0	0	0	0	0	0	0	0	0	0	0	0	0	0	0	0	0	0	0	0	0	0	0	0	
12	GAYA	0	0	0	0	0	0	0	0	0	0	0	0	0	0	0	0	0	0	0	0	0	0	0	0	
13	JAHANABAD	0	0	0	0	0	1	1	0	0	2	5	0	0	0	5	0	0	0	0	0	0	0	0	0	
14	JAMUI	0	0	0	0	0	0	0	0	0	0	0	0	0	0	0	0	0	0	0	0	0	1	0	1	2
15	KHAGARIA	0	0	0	0	0	0	0	0	4	4	0	3	0	10	13	8	6	9	5	28	3	3	3	5	14
16	KISHANGANJ	0	0	0	0	0	15	0	16	8	39	5	4	3	0	12	0	0	0	0	0	0	0	0	1	1
17	KATI HAR	0	0	0	0	0	0	0	2	4	6	0	0	0	5	5	0	0	0	8	8	0	0	2	0	2
18	LAKHISARAI	0	0	0	0	0	0	0	0	0	0	0	48	14	0	62	10	0	12	10	32	8	6	0	0	14
19	MADHUBANI	0	2	5	0	7	0	0	0	1	1	3	0	0	0	3	0	1	0	0	1	2	0	2	1	5
20	MADHEPURA	0	0	0	0	0	0	0	0	0	0	0	8	8	25	41	50	10	55	35	150	0	0	0	0	0
21	MUNGER	0	0	0	0	0	0	0	0	0	0	0	0	0	0	0	0	0	0	0	0	0	0	0	0	0
22	MUZAFFARPUR	0	0	0	0	0	0	0	1	0	1	0	0	0	0	0	0	2	4	3	9	4	0	0	0	4
23	NAWADA	0	0	0	6	6	1	4	1	7	13	1	1	2	2	6	0	0	0	6	6	0	1	0	0	1
24	NALANDA	0	0	0	0	0	0	0	0	0	0	0	0	0	0	0	0	0	0	0	0	0	0	0	0	0
25	WEST CHAMPARAN (BETTIAH)	0	0	0	0	0	0	0	0	0	0	0	0	0	0	0	0	0	0	0	0	0	0	0	0	0
26	PATNA	0	0	0	0	0	2	1	0	0	3	1	0	0	0	1	0	0	1	0	1	0	1	21	0	22
27	EAST CHAMPARAN	0	0	0	0	0	0	0	0	0	0	0	0	3	0	3	3	4	1	4	12	4	2	1	3	10
28	PURNIA	12	11	0	1	24	1	0	1	1	3	2	0	2	1	5	1	2	2	1	6	0	0	0	1	1
29	ROHTAS	0	0	0	0	0	0	0	0	0	0	0	0	0	0	0	0	0	0	0	0	0	0	0	1	1
30	SAHARSA	0	0	0	0	0	0	0	0	2	2	0	1	0	0	1	2	0	0	0	2	0	3	3	2	8
31	SHEKHPURA	0	0	0	0	0	0	0	0	0	0	0	0	0	0	0	0	0	0	0	0	0	1	0	0	1
32	SHEOHAR	0	0	0	0	0	0	0	0	0	0	0	0	0	1	1	0	0	0	0	0	0	0	0	0	0
33	SITAMARHI	0	0	0	0	0	1	0	1	1	3	0	1	0	0	1	0	0	0	0	0	0	0	0	0	0
34	SAMASTIPUR	0	0	0	0	0	0	0	0	0	0	0	0	2	0	2	0	0	0	0	0	0	0	0	0	0
35	SARAN	0	0	0	0	0	0	0	0	0	0	0	0	0	0	0	0	0	0	0	0	0	0	0	0	0
36	SUPAUL	0	0	0	0	0	0	0	0	0	0	0	0	0	0	0	0	0	0	0	0	0	0	0	0	0
37	SIWAN	0	0	0	0	0	0	0	0	0	0	0	0	0	0	0	0	0	0	0	0	0	0	0	0	0
38	VAISHALI	0	0	0	0	0	0	0	0	0	0	0	0	0	0	0	0	0	0	0	0	0	0	0	0	0
	TOTAL	12	19	31	9	71	31	19	30	44	124	26	77	48	55	206	109	60	124	97	390	24	20	54	25	123

SHEET - K

Ministry of Health & Family Welfare(IDSP)
Government of India
WEEKWISE CASE OF Diphtheria FOR PRESUMPTIVE SURVEILLANCE-P

Sl. NO	DISTRICT	YEAR - 2009																								
		August - September					September-October					October-November					November-December					December-January				
		Week No.					Week No.					Week No.					Week No.					Week No.				
		33	34	35	36	Total	37	38	39	40	Total	41	42	43	44	Total	45	46	47	48	Total	49	50	51	52	Total
1	ARARIA	0	0	0	0	0	0	0	0	0	0	0	0	0	0	0	0	0	0	0	0	0	0	0	0	
2	AURANGABAD	0	0	0	0	0	0	0	0	0	0	0	0	0	0	0	0	0	0	0	0	0	0	0	0	
3	ARWAL	0	0	0	0	0	0	0	0	0	0	0	0	0	0	0	0	0	0	0	0	0	0	0	0	
4	BANKA	0	0	0	0	0	0	0	0	0	0	0	0	0	0	0	0	0	0	0	0	0	0	15	15	
5	BEGUSARAI	0	0	0	5	5	4	3	4	0	11	0	0	0	0	0	0	0	0	0	0	31	0	0	31	
6	BHABHUA	0	0	0	0	0	0	0	0	0	0	0	0	0	0	0	0	0	0	0	0	0	0	0	0	
7	BHAGALPUR	0	0	0	0	0	0	0	0	0	0	0	0	0	0	8	1	0	0	9	0	0	0	0	0	
8	BHOJPUR	0	0	0	0	0	0	0	0	0	0	0	0	0	0	0	0	0	0	0	0	0	0	0	0	
9	BUXAR	0	0	0	0	0	0	0	0	0	0	0	0	0	0	0	0	0	0	0	0	0	0	0	0	
10	DARBHANGA	0	0	0	0	0	0	0	0	0	0	0	0	0	0	0	0	0	0	0	0	0	0	0	0	
11	GOPALGANJ	0	0	0	0	0	0	0	0	0	0	0	0	0	0	0	0	0	0	0	0	0	0	0	0	
12	GAYA	0	0	0	0	0	0	0	0	0	0	0	0	0	0	0	0	0	0	0	0	0	0	0	0	
13	JAHANABAD	0	0	0	0	0	0	0	0	0	6	0	0	0	6	0	0	0	0	0	0	0	0	0	0	
14	JAMUI	0	0	0	0	0	0	0	0	0	0	0	0	0	0	0	0	0	0	0	0	0	0	0	0	
15	KHAGARIA	0	0	0	0	0	0	0	0	0	0	0	0	0	0	0	0	0	0	0	0	0	0	0	0	
16	KISHANGANJ	0	0	0	0	0	0	0	0	0	0	0	0	0	0	0	0	0	0	0	0	0	0	0	0	
17	KATIHAH	0	0	0	0	0	0	0	0	0	0	0	0	17	17	0	0	0	0	0	0	0	0	0	0	
18	LAKHISARAI	0	0	0	0	0	0	0	0	0	0	0	0	0	0	0	0	0	0	0	0	0	0	0	0	
19	MADHUBANI	0	0	0	0	0	0	0	0	0	0	0	0	0	0	0	0	0	0	0	0	0	0	0	0	
20	MADHEPURA	0	0	0	0	0	0	0	0	0	0	0	0	0	0	0	0	0	0	0	0	0	0	0	0	
21	MUNGER	0	0	0	0	0	0	0	0	0	0	0	0	0	0	0	0	0	0	0	0	0	0	0	0	
22	MUZAFFARPUR	0	1	0	0	1	0	0	0	0	0	0	0	0	0	0	0	0	0	0	0	0	0	0	0	
23	NAWADA	0	0	0	0	0	0	0	0	0	0	0	0	0	0	2	0	0	0	2	0	0	0	0	0	
24	NALANDA	0	0	0	0	0	0	0	0	0	0	0	0	0	0	0	0	0	0	0	0	0	0	0	0	
25	WEST CHAMPARAN (BETTIAH)	0	0	0	0	0	0	0	0	0	0	0	0	0	0	0	0	0	0	0	0	0	0	0	0	
26	PATNA	0	0	0	0	0	0	0	0	0	0	0	0	2	2	2	1	11	4	18	0	0	0	0	0	
27	EAST CHAMPARAN	0	0	0	0	0	0	0	0	0	0	0	0	0	0	0	0	0	0	0	0	0	0	0	0	
28	PURNIA	0	0	0	0	0	0	0	0	0	0	0	0	0	0	0	0	0	0	0	0	0	0	0	0	
29	ROHTAS	0	0	0	0	0	0	0	0	0	0	0	0	0	0	0	0	0	0	0	0	0	0	0	0	
30	SAHARSA	0	0	0	0	0	0	0	0	0	0	0	0	0	2	2	3	1	8	1	1	1	0	0	3	
31	SHEKHPURA	0	0	0	0	0	0	0	0	0	0	0	0	0	0	0	0	0	0	0	0	0	0	0	0	
32	SHEOHAR	0	0	0	0	0	0	0	0	0	0	0	0	0	0	0	0	0	0	0	17	0	0	0	17	
33	SITAMARHI	0	0	0	0	0	0	0	0	0	0	0	0	0	0	0	0	0	0	0	0	0	0	0	0	
34	SAMASTIPUR	0	0	0	0	0	0	0	0	0	0	0	0	0	0	0	0	0	0	0	0	0	0	0	0	
35	SARAN	0	0	0	0	0	0	0	0	0	0	0	0	0	0	0	0	0	0	0	0	0	0	0	0	
36	SUPAUL	0	0	0	0	0	0	0	4	4	73	4	26	15	118	26	0	0	0	26	0	0	0	0	0	
37	SIWAN	0	0	0	0	0	0	0	0	0	0	0	0	0	0	0	0	0	0	0	0	0	0	0	0	
38	VAISHALI	0	0	0	0	0	0	0	0	0	0	0	0	0	0	0	0	0	0	0	0	0	0	0	0	
	TOTAL	0	1	0	5	6	4	3	4	4	15	79	4	26	34	143	40	4	14	5	63	49	1	1	15	66

SHEET - L

Ministry of Health & Family Welfare(IDSP)
Government of India

WEEKWISE CASE OF Pertussis FOR PRESUMPTIVE SURVEILLANCE-P

Sl. NO	DISTRICT	YEAR - 2009																								
		August - September					September-October					October-November					November-December					December-January				
		Week No.					Week No.					Week No.					Week No.					Week No.				
		33	34	35	36	Total	37	38	39	40	Total	41	42	43	44	Total	45	46	47	48	Total	49	50	51	52	Total
1	ARARIA	0	0	0	0	0	0	0	0	0	0	0	0	0	0	0	0	0	0	0	0	0	0	0	0	
2	AURANGABAD	0	0	0	0	0	0	0	0	0	0	450	0	465	512	1427	0	421	0	0	421	0	0	0	0	0
3	ARWAL	0	0	0	0	0	0	0	0	0	0	0	0	0	0	3	0	15	5	23	9	7	4	10	30	
4	BANKA	0	0	0	0	0	0	0	0	0	0	0	0	0	0	0	0	0	0	0	0	0	0	21	21	
5	BEGUSARAI	0	37	12	0	49	0	0	0	0	0	0	0	0	0	0	0	0	81	81	46	0	0	0	46	
6	BHABHUA	0	0	0	0	0	0	0	0	0	0	0	0	0	0	0	0	0	0	0	0	0	0	0	0	
7	BHAGALPUR	0	0	0	0	0	0	0	0	0	0	0	0	0	0	0	5	0	0	5	0	0	0	0	0	
8	BHOJPUR	0	0	0	0	0	0	0	0	0	0	0	0	0	0	0	0	0	0	0	0	0	0	0	0	
9	BUXAR	0	0	0	0	0	0	0	0	0	0	0	0	0	0	0	0	0	0	0	0	0	0	0	0	
10	DARBHANGA	0	0	0	0	0	6	0	0	4	10	0	3	0	3	0	0	0	0	0	0	0	0	0	0	
11	GOPALGANJ	0	0	0	0	0	0	0	0	0	0	0	0	0	0	0	0	0	0	0	0	0	0	0	0	
12	GAYA	0	0	0	0	0	0	0	0	0	0	0	0	0	0	0	0	0	0	0	0	0	0	0	0	
13	JAHANABAD	0	0	0	0	0	0	5	1	2	8	42	30	4	12	88	24	22	0	6	52	6	8	0	24	38
14	JAMUI	0	0	0	0	0	0	0	0	0	0	0	0	0	0	40	5	8	9	62	9	10	10	9	38	
15	KHAGARIA	0	0	0	0	0	0	0	0	0	0	0	0	0	0	0	0	0	0	0	0	0	0	0	0	
16	KISHANGANJ	0	0	0	0	0	0	0	0	0	0	0	0	0	0	0	0	0	0	0	0	0	0	0	0	
17	KATI HAR	0	0	0	0	0	0	0	4	6	10	0	0	0	0	4	0	4	4	12	18	0	18	0	36	
18	LAKHISARAI	0	0	2	0	2	0	0	0	0	0	0	0	0	0	0	0	0	1	1	0	0	0	0	0	
19	MADHUBANI	0	0	0	0	0	0	0	0	0	0	0	0	0	0	0	0	0	0	0	0	0	0	0	0	
20	MADHEPURA	0	0	60	0	60	0	0	0	0	0	0	0	0	0	0	0	0	0	0	0	0	0	0	0	
21	MUNGER	0	0	0	0	0	0	0	0	0	12	0	0	0	12	0	0	0	0	0	0	0	0	0	0	
22	MUZAFFARPUR	0	0	0	0	0	0	0	0	0	0	0	0	0	0	0	0	0	0	0	0	0	0	0	0	
23	NAWADA	0	0	0	0	0	0	0	0	0	0	0	0	0	0	0	0	0	0	0	0	0	0	0	0	
24	NALANDA	0	0	0	0	0	0	0	0	0	0	0	0	0	0	0	0	0	0	0	0	0	0	0	0	
25	WEST CHAMPARAN (BETTIAH)	0	0	0	0	0	0	0	0	0	0	0	0	0	0	0	0	0	0	0	0	0	0	0	0	
26	PATNA	0	5	6	8	19	7	9	10	12	38	12	8	4	6	30	9	7	5	3	24	2	16	13	14	45
27	EAST CHAMPARAN	0	0	0	0	0	0	0	0	0	0	0	0	0	0	0	0	0	0	0	0	0	0	0	0	
28	PURNIA	0	17	9	0	26	0	0	0	0	0	0	0	0	0	0	0	0	0	0	0	0	0	0	0	
29	ROHTAS	0	0	0	0	0	0	0	0	0	0	0	0	0	0	0	0	0	0	0	0	0	0	0	0	
30	SAHARSA	0	0	0	0	0	0	0	46	46	54	31	5	6	96	0	0	0	0	0	0	0	0	0	0	
31	SHEKHPURA	0	0	0	0	0	0	0	0	0	0	0	0	0	0	0	0	0	0	0	0	0	0	0	0	
32	SHEOHAR	0	0	0	0	0	0	0	0	0	0	0	0	0	0	0	0	0	0	0	0	0	0	0	0	
33	SITAMARHI	0	0	0	0	0	0	0	0	0	0	0	0	0	0	0	0	0	0	0	0	0	0	0	0	
34	SAMASTIPUR	0	0	0	0	0	0	0	0	0	0	0	0	0	0	0	0	0	0	0	0	0	0	0	0	
35	SARAN	0	0	0	0	0	0	0	0	0	0	0	0	0	0	0	0	0	0	0	0	0	0	0	0	
36	SUPAUL	0	0	0	0	0	0	0	0	0	0	0	48	0	48	0	0	0	0	0	0	0	0	0	0	
37	SIWAN	0	0	0	0	0	0	0	0	0	3	0	0	0	3	0	0	0	0	0	0	0	0	0	0	
38	VAISHALI	0	0	0	0	0	0	0	0	0	0	0	0	0	0	0	0	0	0	0	0	0	0	0	0	
TOTAL		0	59	89	8	156	13	14	15	70	112	573	72	526	536	1707	80	460	32	109	681	90	41	45	78	254

SHEET - M

Ministry of Health & Family Welfare(IDSP)
Government of India
WEEKWISE CASE OF Chicken Pox FOR PRESUMPTIVE SURVEILLANCE-P

SI. NO	DISTRICT	YEAR - 2009																							
		August - September					September-October					October-November					November-December					December-January			
		Week No.					Week No.					Week No.					Week No.					Week No.			
		33	34	35	36	Total	37	38	39	40	Total	41	42	43	44	Total	45	46	47	48	Total	49	50	51	52
1	ARARIA	0	0	0	0	0	0	0	0	0	2	3	0	0	5	0	0	0	0	0	0	0	0	0	
2	AURANGABAD	0	0	0	0	0	0	0	0	0	0	0	0	0	0	0	0	0	0	0	0	0	0	0	
3	ARWAL	0	0	0	0	0	0	0	0	0	0	0	0	0	0	0	0	0	0	0	0	0	0	0	
4	BANKA	0	0	0	0	0	0	0	0	0	0	0	0	0	0	0	0	0	0	0	0	0	2	2	
5	BEGUSARAI	0	0	1	0	1	0	0	0	0	0	0	0	22	22	0	0	0	0	0	0	0	0	0	
6	BHABHUA	0	0	0	0	0	0	0	0	0	0	0	0	0	0	0	0	0	0	0	0	0	0	0	
7	BHAGALPUR	0	0	0	0	0	0	0	0	0	0	0	0	0	0	0	0	0	0	0	0	0	0	0	
8	BHOJPUR	0	0	0	0	0	0	18	0	0	18	2	0	0	0	2	0	0	0	0	0	0	0	0	
9	BUXAR	0	0	0	0	0	0	0	0	0	0	0	0	0	0	0	0	0	0	0	0	0	0	0	
10	DARBHANGA	0	0	0	0	0	6	0	0	3	9	3	0	5	0	8	0	0	0	0	0	1	12	0	
11	GOPALGANJ	0	0	0	0	0	0	0	0	0	0	0	0	0	0	0	0	0	0	0	0	0	0	0	
12	GAYA	0	0	0	0	0	0	0	0	0	0	0	0	0	0	0	0	0	0	0	0	2	1	0	
13	JAHANABAD	0	0	0	0	0	0	0	0	0	0	0	0	0	0	0	0	0	0	0	0	0	0	0	
14	JAMUI	0	0	0	0	0	0	0	0	0	0	0	0	0	0	0	0	0	0	0	0	0	0	0	
15	KHAGARIA	0	0	0	0	0	0	0	0	0	0	0	0	0	0	0	0	0	0	0	0	0	0	0	
16	KISHANGANJ	0	0	0	0	0	5	0	0	0	5	0	0	0	0	0	0	0	0	0	0	0	0	0	
17	KATIHAH	0	0	0	0	0	0	0	0	0	0	0	0	98	98	0	0	0	0	0	0	0	0	0	
18	LAKHISARAI	0	0	0	0	0	0	0	0	0	0	10	1	2	13	0	0	0	2	2	0	0	0	0	
19	MADHUBANI	0	4	0	0	4	0	0	0	2	2	0	0	0	0	0	0	0	0	0	0	0	0	0	
20	MADHEPURA	0	0	0	0	0	0	0	0	0	0	6	25	25	56	75	151	54	67	347	0	0	0	0	
21	MUNGER	0	0	0	0	0	0	0	0	0	0	0	0	0	0	0	1	0	0	1	0	1	0		
22	MUZAFFARPUR	0	1	1	1	3	2	0	1	0	3	2	1	0	0	3	0	0	1	0	1	2	3	4	
23	NAWADA	0	0	0	7	7	6	6	0	2	14	2	2	1	0	5	0	0	1	0	1	0	51	0	
24	NALANDA	0	0	0	0	0	0	0	0	0	0	0	0	0	0	0	0	0	0	0	0	0	0	0	
25	WEST CHAMPARAN (BETTIAH)	0	0	0	0	0	0	0	0	0	0	0	0	0	0	0	0	0	0	0	0	0	0	0	
26	PATNA	0	60	55	61	176	58	48	32	32	170	28	31	9	17	85	14	7	20	34	75	1	7	12	
27	EAST CHAMPARAN	0	0	0	0	0	0	0	0	0	0	0	0	0	0	0	0	0	0	0	0	0	0	0	
28	PURNIA	3	0	0	0	3	0	0	0	0	0	0	2	0	0	2	0	0	0	2	2	0	0	5	
29	ROHTAS	0	0	0	0	0	0	0	0	0	0	0	0	0	0	0	0	0	0	0	0	0	0	0	
30	SAHARSA	0	0	0	0	0	0	0	0	0	0	0	0	0	0	30	0	0	0	0	30	0	1	0	
31	SHEKHPURA	0	0	0	0	0	0	0	0	0	0	0	0	0	0	0	0	0	0	0	0	0	0	0	
32	SHEOHAR	0	0	0	0	0	0	0	0	0	0	0	0	5	5	0	0	0	0	0	0	0	0	0	
33	SITAMARHI	0	0	0	0	0	0	0	0	0	0	0	0	0	0	0	0	0	0	0	0	0	0	0	
34	SAMASTIPUR	0	0	0	0	0	0	0	0	0	0	0	0	0	0	0	0	0	0	0	0	0	0	0	
35	SARAN	0	0	0	0	0	0	0	0	0	0	5	0	2	0	7	0	0	0	0	0	0	0	0	
36	SUPAUL	0	0	0	0	0	0	0	0	0	0	0	0	0	0	0	0	0	0	0	0	0	0	0	
37	SIWAN	0	0	0	0	0	0	0	0	2	2	0	0	0	0	0	0	0	0	0	0	3	2	0	
38	VAISHALI	0	0	0	0	0	0	0	0	0	0	0	0	0	0	0	0	0	0	0	0	0	0	0	
	TOTAL	3	65	57	69	194	77	72	33	41	223	44	55	43	169	311	119	159	76	105	459	6	17	80	

SI. NO	DISTRICT	YEAR - 2009																								
		August - September					September-October					October-November					November-December					December-January				
		Week No.					Week No.					Week No.					Week No.					Week No.				
		33	34	35	36	Total	37	38	39	40	Total	41	42	43	44	Total	45	46	47	48	Total	49	50	51	52	Total
1	ARARIA	0	0	84	0	84	0	0	49	75	124	0	0	0	95	95	140	110	132	95	477	0	93	70	102	265
2	AURANGABAD	0	0	937	0	937	0	0	0	0	0	3614	0	4027	5448	13089	0	5008	5134	4598	14740	4	4694	3873	2637	11208
3	ARWAL	0	0	0	0	0	0	0	0	0	0	0	0	0	0	0	46	3	68	17	134	1	52	18	117	188
4	BANKA	0	0	0	0	0	0	0	0	0	0	0	0	0	0	0	0	0	0	0	0	0	20	25	305	350
5	BEGUSARAI	0	183	174	255	612	243	205	191	118	757	248	104	94	313	759	165	137	197	36	535	326	138	50	161	675
6	BHABHUA	0	0	0	0	0	0	0	0	0	0	0	0	0	0	0	0	0	0	0	0	0	0	0	0	0
7	BHAGALPUR	0	0	0	120	120	0	0	0	420	420	0	281	732	360	1373	405	295	397	400	1497	89	0	362	84	535
8	BHOJPUR	0	0	0	158	158	272	327	134	268	1001	317	849	327	262	1755	343	283	339	349	1314	394	402	411	533	1740
9	BUXAR	0	0	0	40	40	42	31	64	14	151	16	42	53	57	168	56	48	52	29	185	39	38	52	45	174
10	DARBHANGA	0	0	296	70	366	89	480	302	363	1234	642	696	527	1138	3003	1031	851	654	612	3148	754	1151	1093	1142	4140
11	GOPALGANJ	0	0	0	0	0	0	0	0	0	0	0	0	0	0	0	0	0	0	0	0	0	0	0	0	0
12	GAYA	0	0	0	160	160	0	0	0	0	0	697	576	536	555	2364	247	369	505	505	1626	996	1167	1340	917	4420
13	JAHANABAD	0	0	0	0	0	43	44	69	0	156	304	65	94	632	1095	294	288	265	247	1094	319	192	182	285	978
14	JAMUI	257	0	323	0	580	563	232	237	283	1315	0	243	127	293	663	209	518	173	197	1097	172	134	136	96	538
15	KHAGARIA	0	0	0	0	0	0	0	0	324	324	436	348	350	423	1557	0	533	632	342	1507	406	289	240	270	1205
16	KISHANGANJ	0	0	0	0	0	0	0	26	0	26	16	0	0	0	16	0	2	0	0	2	4	0	0	0	4
17	KATI HAR	0	0	0	282	282	198	157	253	236	844	192	77	315	320	904	270	337	238	468	1313	473	56	340	287	1156
18	LAKHISARAI	0	0	0	55	55	0	65	75	65	205	75	303	221	381	980	429	546	520	359	1854	314	409	128	110	961
19	MADHUBANI	0	862	1127	0	1989	1185	1683	2062	2057	6987	2964	2278	1732	2659	9633	2787	2148	2149	1801	8885	1785	1434	1596	1777	6592
20	MADHEPURA	26	0	41	36	103	44	167	168	171	550	207	321	265	294	1087	472	453	324	279	1528	106	0	0	0	106
21	MUNGER	969	1156	1037	1777	4939	972	1268	966	1224	4430	1440	1044	695	1273	4452	1732	1570	1514	1226	6042	1432	1148	1411	1261	5252
22	MUZAFFARPUR	705	526	356	369	1956	582	424	317	395	1718	546	400	401	364	1711	1175	940	264	505	2884	542	541	723	732	2538
23	NAWADA	224	402	225	69	920	216	170	123	52	561	197	79	400	98	774	119	69	168	45	401	44	14	69	200	327
24	NALANDA	0	0	0	0	0	0	0	0	0	0	0	0	0	0	0	0	0	0	0	0	0	0	0	0	0
25	WEST CHAMPARAN (BETTIAH)	0	0	0	0	0	0	0	0	0	0	0	0	0	0	0	0	0	11	1	12	2	4	0	0	6
26	PATNA	0	84	1027	294	1405	817	764	569	366	2516	445	807	760	930	2942	721	1001	989	834	3545	908	1035	1489	1055	4487
27	EAST CHAMPARAN	0	0	0	0	0	0	0	0	0	0	0	0	0	0	0	0	38	0	0	38	26	0	0	0	26
28	PURNIA	91	104	154	5	354	6	6	74	119	205	83	125	379	128	715	157	1193	684	1020	3054	0	924	823	772	2519
29	ROHTAS	0	0	0	0	0	0	0	0	0	0	50	19	19	61	149	27	0	0	0	27	26	23	26	30	105
30	SAHARSA	0	0	0	0	0	0	0	837	837	1019	1105	1051	1015	4190	1232	1259	933	838	4262	635	527	922	653	2737	
31	SHEKHPURA	0	0	243	233	476	219	245	179	172	815	313	302	231	308	1154	388	400	326	196	1310	334	164	224	229	951
32	SHEOHAR	0	0	0	0	0	0	0	0	0	0	0	0	497	29	526	68	0	0	4	72	9	6	14	26	55
33	SITAMARHI	0	0	0	0	0	26	15	8	6	55	12	7	0	0	19	12	8	0	9	29	183	7	7	123	320
34	SAMASTIPUR	0	0	0	0	0	0	0	0	0	0	0	0	1527	0	1527	0	0	0	0	0	7	12	13	0	32
35	SARAN	0	0	0	0	0	0	7	0	0	7	52	91	7	8	158	10	90	194	56	350	0	0	273	221	494
36	SUPAUL	0	0	0	0	0	0	0	0	0	0	3	2	16	72	93	0	0	0	0	0	85	86	70	75	316
37	SIWAN	0	0	0	0	0	0	0	217	217	132	131	297	648	1208	548	754	773	508	2583	819	820	1045	710	3394	
38	VAISHALI	0	0	0	0	0	0	0	0	0	0	0	0	0	0	0	0	0	0	0	0	0	0	0	0	0
TOTAL		2272	3317	6024	3923	15536	5517	6290	5866	7782	25455	14020	10295	15680	18164	58159	13083	19251	17698	15576	65608	11234	15580	17025	14955	58794

Sl. NO	DISTRICT	YEAR - 2009																								
		August - September					September-October					October-November					November-December					December-January				
		Week No.					Week No.					Week No.					Week No.					Week No.				
		33	34	35	36	Total	37	38	39	40	Total	41	42	43	44	Total	45	46	47	48	Total	49	50	51	52	Total
1	ARARIA	0	0	181	3	184	0	0	58	63	121	0	0	172	311	483	173	100	184	460	917	222	284	295	188	989
2	AURANGABAD	0	0	545	0	545	0	0	0	0	0	1695	0	2261	1562	5518	0	2035	1910	1588	5533	5	1120	1252	1150	3527
3	ARWAL	0	0	0	0	0	0	0	0	0	0	0	0	0	0	0	295	25	212	71	603	175	233	59	185	652
4	BANKA	0	0	0	0	0	0	0	0	0	0	0	0	0	0	0	0	0	0	0	0	0	98	52	744	894
5	BEGUSARAI	0	545	541	479	1565	413	434	385	326	1558	446	334	164	54	998	27	60	69	72	228	221	119	163	198	701
6	BHABHUA	0	0	0	0	0	0	0	0	0	0	0	0	0	0	0	0	0	0	0	0	0	0	0	0	0
7	BHAGALPUR	0	0	0	529	529	0	0	0	613	613	0	205	594	324	1123	479	545	423	275	1722	77	0	216	72	365
8	BHOJPUR	0	0	0	387	387	741	859	516	524	2640	1122	422	779	915	3238	996	962	1010	1133	4101	1137	1084	1014	1083	4318
9	BUXAR	0	0	0	135	135	135	132	142	21	430	15	125	138	143	421	120	140	151	164	575	125	123	125	136	509
10	DARBHANGA	0	0	1306	1360	2666	1679	754	1435	1102	4970	1589	1834	1489	1772	6684	1733	1051	1848	1427	6059	1563	898	1771	1846	6078
11	GOPALGANJ	0	0	0	0	0	0	0	0	0	0	0	0	0	0	0	0	0	0	0	0	0	0	0	0	0
12	GAYA	0	0	0	130	130	0	0	0	0	0	653	264	561	464	1942	562	831	608	1564	3565	1239	761	1070	1392	4462
13	JAHANABAD	0	0	0	0	0	34	106	10	266	416	528	447	807	936	2718	825	721	427	579	2552	873	877	433	646	2829
14	JAMUI	236	0	213	0	449	231	92	134	189	646	0	187	185	209	581	234	267	234	402	1137	654	804	666	441	2565
15	KHAGARIA	0	0	0	0	0	0	0	0	197	197	230	187	167	179	763	157	259	37	156	609	209	157	200	185	751
16	KISHANGANJ	0	0	0	0	0	230	10	267	190	697	183	162	173	273	791	305	320	4	178	807	165	148	145	153	611
17	KATI HAR	0	0	0	158	158	169	156	184	155	664	189	109	442	466	1206	184	278	314	301	1077	453	57	545	455	1510
18	LAKHISARAI	0	0	113	177	290	112	158	81	200	551	223	185	279	179	866	242	341	506	652	1741	608	572	1035	1123	3338
19	MADHUBANI	0	677	1175	0	1852	642	697	835	1494	3668	2882	1334	1134	1268	6618	2006	1483	1636	1420	6545	1147	902	1266	1440	4755
20	MADHEPURA	129	0	172	136	437	238	388	469	470	1565	499	341	339	328	1507	546	377	278	284	1485	89	0	0	0	89
21	MUNGER	1062	1201	611	571	3445	675	813	419	823	2730	880	751	485	752	2868	1465	1064	718	892	4139	966	829	750	669	3214
22	MUZAFFARPUR	1049	1135	1248	1350	4782	1100	1336	964	1034	4434	1204	1037	686	921	3848	666	1084	940	638	3328	1374	940	1399	1096	4809
23	NAWADA	290	302	350	13	955	41	78	25	38	182	49	57	46	74	226	50	86	83	51	270	59	10	7	119	195
24	NALANDA	0	0	0	0	0	0	0	0	0	0	0	0	0	0	0	0	0	0	0	0	0	0	0	0	0
25	WEST CHAMPARAN (BETTIAH)	0	0	0	0	0	0	0	0	0	0	0	0	0	0	0	0	0	260	292	552	226	220	170	212	828
26	PATNA	0	433	368	496	1297	491	459	285	318	1553	302	1130	815	809	3056	758	725	827	807	3117	804	826	2150	971	4751
27	EAST CHAMPARAN	0	0	0	0	0	0	0	0	0	0	0	0	0	0	0	0	134	0	0	134	89	0	0	15	104
28	PURNIA	245	336	331	320	1232	310	347	293	281	1231	308	281	592	391	1572	535	637	427	293	1892	0	316	524	464	1304
29	ROHTAS	0	0	0	0	0	0	0	0	0	0	45	44	49	76	214	74	0	0	0	74	61	54	50	57	222
30	SAHARSA	0	0	0	0	0	0	0	0	869	869	1217	759	1163	737	3876	1059	834	810	696	3399	605	492	799	657	2553
31	SHEKHPURA	46	0	419	184	649	185	194	151	128	658	231	352	147	236	966	431	503	563	362	1859	484	350	452	354	1640
32	SHEOHAR	0	0	0	0	0	0	0	0	0	0	0	46	78	191	315	162	0	0	164	326	106	208	295	272	881
33	SITAMARHI	0	0	0	0	0	50	54	26	27	157	47	11	0	0	58	60	46	22	87	215	458	55	131	97	741
34	SAMASTIPUR	0	0	0	0	0	0	0	0	0	0	0	0	648	0	648	0	0	0	0	0	11	15	9	0	35
35	SARAN	0	0	0	0	0	0	0	13	11	24	15	17	20	166	218	58	203	359	4	624	0	0	325	511	836
36	SUPAUL	0	0	0	0	0	0	0	62	71	133	38	0	114	46	198	60	28	142	164	394	88	122	104	107	421
37	SIWAN	0	0	0	0	0	0	0	0	118	118	93	86	154	1090	1423	797	907	1179	808	3691	1188	1029	1406	1307	4930
38	VAISHALI	0	0	70	106	176	170	295	290	270	1025	360	261	309	348	1278	387	365	183	348	1283	170	15	42	0	227
	TOTAL	3057	4629	7643	6534	21863	7646	7362	7044	9798	31850	15043	10968	14990	15220	56221	15446	16411	16414	16332	64603	15651	13718	18920	18345	66634

SHEET - P

Ministry of Health & Family Welfare(IDSP)
Government of India
WEEKWISE CASE OF Pneumonia FOR PRESUMPTIVE SURVEILLANCE-P

SI. NO	DISTRICT	YEAR - 2009																								
		August - September					September-October					October-November					November-December					December-January				
		Week No.					Week No.					Week No.					Week No.					Week No.				
		33	34	35	36	Total	37	38	39	40	Total	41	42	43	44	Total	45	46	47	48	Total	49	50	51	52	Total
1	ARARIA	0	0	12	4	16	0	0	0	0	0	0	0	0	0	13	0	0	5	18	0	0	0	0	0	
2	AURANGABAD	0	0	122	0	122	0	0	0	0	0	32	0	57	13	102	0	79	69	73	221	1	53	207	199	460
3	ARWAL	0	0	0	0	0	0	0	0	0	0	0	0	0	0	83	17	79	33	212	44	99	48	58	249	
4	BANKA	0	0	0	0	0	0	0	0	0	0	0	0	0	0	0	0	0	0	0	0	0	8	0	26	34
5	BEGUSARAI	0	11	5	5	21	2	12	9	0	23	6	23	13	4	46	0	16	15	20	51	14	3	0	3	20
6	BHABHUA	0	0	0	0	0	0	0	0	0	0	0	0	0	0	0	0	0	0	0	0	0	0	0	0	0
7	BHAGALPUR	0	0	0	6	6	0	0	0	6	6	0	2	0	0	2	0	0	0	0	0	3	0	0	6	9
8	BHOJPUR	0	0	0	66	66	114	119	44	21	298	5	86	26	70	187	64	55	64	62	245	47	57	49	61	214
9	BUXAR	0	0	0	2	2	3	0	3	0	6	4	3	5	5	17	7	5	5	2	19	1	31	2	3	37
10	DARBHANGA	0	0	10	20	30	34	42	12	14	102	84	17	52	35	188	45	25	11	8	89	7	15	9	13	44
11	GOPALGANJ	0	0	0	0	0	0	0	0	0	0	0	0	0	0	0	0	0	0	0	0	0	0	0	0	0
12	GAYA	0	0	0	0	0	0	0	0	0	0	209	249	300	257	1015	110	311	297	343	1061	329	393	615	407	1744
13	JAHANABAD	0	0	0	0	0	2	11	0	2	15	28	14	54	41	137	61	231	109	16	417	129	108	79	122	438
14	JAMUI	6	0	6	0	12	2	5	5	4	16	0	5	3	17	25	18	24	29	38	109	16	25	28	23	92
15	KHAGARIA	0	0	0	0	0	0	0	0	18	18	46	56	48	32	182	0	24	26	37	87	12	16	26	18	72
16	KISHANGANJ	0	0	0	0	0	0	0	0	0	0	0	0	0	0	0	1	0	0	0	1	0	0	0	0	0
17	KATI HAR	0	0	0	90	90	50	55	95	86	286	65	64	55	80	264	45	40	35	30	150	39	32	16	90	177
18	LAKHISARAI	0	0	11	62	73	20	19	13	9	61	24	102	20	167	313	227	232	33	28	520	24	21	27	30	102
19	MADHUBANI	0	10	12	0	22	0	0	2	34	36	79	80	32	35	226	71	54	43	33	201	37	33	32	50	152
20	MADHEPURA	188	0	210	201	599	381	242	290	260	1173	302	200	255	203	960	201	183	200	180	764	2	0	0	0	2
21	MUNGER	23	22	22	21	88	15	19	14	26	74	11	22	22	22	77	34	21	24	23	102	42	38	15	123	218
22	MUZAFFARPUR	5	25	0	22	52	30	34	41	42	147	40	30	33	41	144	32	6	52	26	116	25	9	23	10	67
23	NAWADA	3	4	1	23	31	19	28	5	14	66	17	13	9	0	39	16	6	11	17	50	15	22	11	19	67
24	NALANDA	0	0	0	0	0	0	0	0	0	0	0	0	0	0	0	0	0	0	0	0	0	0	0	0	0
25	WEST CHAMPARAN (BETTIAH)	0	0	0	0	0	0	0	0	0	0	0	0	0	0	0	0	0	0	1	1	0	0	0	0	0
26	PATNA	0	35	65	20	120	41	44	9	15	109	19	28	32	20	99	30	49	85	78	242	95	188	168	133	584
27	EAST CHAMPARAN	0	0	0	0	0	0	0	0	0	0	0	0	0	0	0	1	0	0	0	1	2	0	0	0	2
28	PURNIA	24	37	36	17	114	12	5	8	15	40	8	5	12	2	27	2	13	5	7	27	0	6	5	8	19
29	ROHTAS	0	0	0	0	0	0	0	0	0	0	0	0	0	0	0	0	0	0	0	0	0	0	0	0	0
30	SAHARSA	0	0	0	0	0	0	0	0	14	14	14	13	21	27	75	3	3	8	13	27	7	10	8	8	33
31	SHEKHPURA	13	0	25	15	53	16	8	4	5	33	9	5	3	2	19	12	16	24	7	59	7	8	7	46	68
32	SHEOHAR	0	0	0	0	0	0	0	0	0	0	0	180	0	10	190	0	0	0	0	0	8	0	7	6	21
33	SITAMARHI	0	0	0	0	0	0	0	0	0	0	1	4	0	0	5	2	1	2	0	5	54	11	3	2	70
34	SAMASTIPUR	0	0	0	0	0	0	0	0	0	0	0	0	47	0	47	0	0	0	0	0	0	0	0	0	0
35	SARAN	0	0	0	2	2	0	0	4	3	7	8	5	9	4	26	18	9	8	1	36	0	0	27	13	40
36	SUPAUL	0	0	0	0	0	0	0	43	44	87	186	82	3	0	271	0	0	2	0	2	0	0	1	0	1
37	SIWAN	0	0	0	0	0	0	0	0	14	14	7	3	95	71	176	57	77	78	60	272	164	163	175	79	581
38	VAISHALI	0	0	36	68	104	35	70	60	42	207	59	58	63	33	213	69	73	62	55	259	62	55	70	52	239
	TOTAL	262	144	573	644	1623	776	713	661	688	2838	1263	1349	1269	1191	5072	1220	1572	1384	1196	5372	1186	1404	1658	1608	5856

SHEET - Q

Ministry of Health & Family Welfare(IDSP)
Government of India
WEEKWISE CASE OF Leptospirosis FOR PRESUMPTIVE SURVEILLANCE-P
Y E A R - 2 0 0 9

SI. NO	DISTRICT	August - September					September-October					October-November					November-December					December-January				
		Week No.					Week No.					Week No.					Week No.									
		33	34	35	36	Total	37	38	39	40	Total	41	42	43	44	Total	45	46	47	48	Total	49	50	51	52	Total
1	ARARIA	0	0	0	0	0	0	0	0	0	0	0	0	0	0	2	0	0	0	2	0	0	0	0	0	
2	AURANGABAD	0	0	0	0	0	0	0	0	0	0	0	0	0	0	0	0	0	0	0	0	0	0	0	0	
3	ARWAL	0	0	0	0	0	0	0	0	0	0	0	0	0	0	0	0	0	0	0	0	0	0	0	0	
4	BANKA	0	0	0	0	0	0	0	0	0	0	0	0	0	0	0	0	0	0	0	0	0	0	0	0	
5	BEGUSARAI	0	0	0	0	0	0	3	4	0	7	0	0	0	1	1	0	2	0	0	2	2	0	0	2	
6	BHABHUA	0	0	0	0	0	0	0	0	0	0	0	0	0	0	0	0	0	0	0	0	0	0	0	0	
7	BHAGALPUR	0	0	0	6	6	0	0	0	0	0	0	0	0	0	0	0	0	0	0	0	0	0	0	0	
8	BHOJPUR	0	0	0	0	0	0	1	0	2	3	0	5	0	0	5	0	0	0	0	0	0	0	0	0	
9	BUXAR	0	0	0	0	0	0	0	0	0	0	0	0	0	0	0	0	0	0	0	0	0	1	0	1	
10	DARBHANGA	0	0	0	0	0	0	0	0	0	0	4	0	0	0	4	0	0	0	0	0	0	0	0	0	
11	GOPALGANJ	0	0	0	0	0	0	0	0	0	0	0	0	0	0	0	0	0	0	0	0	0	0	0	0	
12	GAYA	0	0	0	0	0	0	0	0	0	0	10	7	12	11	40	1	1	2	0	4	0	0	0	0	
13	JAHANABAD	0	0	0	0	0	0	0	0	0	0	0	0	0	0	0	0	0	0	0	0	0	0	0	0	
14	JAMUI	0	0	0	0	0	0	0	0	0	0	0	0	0	0	0	0	0	0	0	0	0	0	0	0	
15	KHAGARIA	0	0	0	0	0	0	0	1	1	1	1	2	1	3	7	1	4	2	1	8	0	0	1	1	2
16	KISHANGANJ	0	0	0	0	0	0	0	0	0	0	0	0	0	0	0	1	0	0	1	0	0	0	0	0	
17	KATI HAR	0	0	0	0	0	0	0	0	0	0	76	0	0	62	138	0	0	0	0	0	0	168	0	0	168
18	LAKHISARAI	0	0	0	0	0	0	0	0	0	0	0	0	0	0	0	0	0	0	0	0	0	0	0	0	
19	MADHUBANI	0	0	0	0	0	0	0	12	0	12	0	4	0	4	0	0	0	0	0	0	0	0	0	0	
20	MADHEPURA	0	0	0	0	0	0	0	0	0	0	0	0	2	2	0	0	2	0	2	0	0	0	0	0	
21	MUNGER	0	0	0	0	0	0	0	0	0	0	0	0	0	0	0	0	0	2	2	0	0	0	0	0	
22	MUZAFFARPUR	0	0	0	0	0	0	0	0	0	0	0	0	0	0	0	0	0	0	0	0	0	0	0	0	
23	NAWADA	1	4	3	0	8	7	1	3	0	11	0	0	5	2	7	1	0	0	5	6	0	2	2	0	4
24	NALANDA	0	0	0	0	0	0	0	0	0	0	0	0	0	0	0	0	0	0	0	0	0	0	0	0	
25	WEST CHAMPARAN (BETTIAH)	0	0	0	0	0	0	0	0	0	0	0	0	0	0	0	0	0	0	0	0	0	0	0	0	
26	PATNA	0	0	0	0	0	0	0	2	2	2	2	0	0	2	0	0	0	0	0	0	0	0	0	0	
27	EAST CHAMPARAN	0	0	0	0	0	0	0	0	0	0	0	0	0	0	0	0	0	0	0	0	0	0	0	0	
28	PURNIA	5	8	12	0	25	0	0	0	0	0	0	0	0	0	0	0	0	0	0	0	0	4	1	5	
29	ROHTAS	0	0	0	0	0	0	0	0	0	0	0	0	0	0	0	0	0	0	0	0	0	0	0	0	
30	SAHARSA	0	0	0	0	0	0	0	2	2	4	1	2	2	9	2	3	4	3	12	3	4	3	0	10	
31	SHEKHPURA	0	0	0	0	0	0	0	0	0	0	0	0	0	0	0	0	0	0	0	0	0	3	0	3	
32	SHEOHAR	0	0	0	0	0	0	0	0	0	0	0	0	0	0	0	0	0	0	0	0	0	0	0	0	
33	SITAMARHI	0	0	0	0	0	0	0	0	0	0	0	0	0	0	0	0	0	0	0	0	0	0	0	0	
34	SAMASTIPUR	0	0	0	0	0	0	0	0	0	0	0	0	0	0	0	0	0	0	0	0	0	0	0	0	
35	SARAN	0	0	0	0	0	0	2	0	0	2	1	1	1	0	3	0	0	0	0	0	0	4	5	9	
36	SUPAUL	0	0	0	0	0	0	0	1	2	3	0	0	0	0	0	0	0	0	0	0	0	1	0	1	
37	SIWAN	0	0	0	0	0	0	0	0	0	0	0	0	0	0	0	0	0	0	0	0	0	0	0	0	
38	VAISHALI	0	0	0	0	0	0	0	0	0	0	0	0	0	0	0	0	0	0	0	0	0	0	0	0	
	TOTAL	6	12	15	6	39	7	7	20	9	43	98	20	23	81	222	7	11	10	11	39	5	175	18	7	205

SHEET - R

Ministry of Health & Family Welfare(IDSP)

Government of India

WEEKWISE CASE OF Acute Flaccid Paralysis < 15 Years of Age FOR PRESUMPTIVE SURVEILLANCE-P

Y E A R - 2 0 0 9

SI. NO	DISTRICT	August - September					September-October					October-November					November-December					December-January				
		Week No.					Week No.					Week No.					Week No.									
		33	34	35	36	Total	37	38	39	40	Total	41	42	43	44	Total	45	46	47	48	Total	49	50	51	52	Total
1	ARARIA	0	0	1	0	1	0	0	0	0	0	0	0	0	0	0	1	0	0	1	0	0	0	0	0	
2	AURANGABAD	0	0	0	0	0	0	0	0	0	0	0	0	0	0	0	0	0	0	0	0	0	0	0	0	
3	ARWAL	0	0	0	0	0	0	0	0	0	0	0	0	0	0	0	0	0	0	0	0	0	0	1	1	
4	BANKA	0	0	0	0	0	0	0	0	0	0	0	0	0	0	0	0	0	0	0	0	0	0	1	1	
5	BEGUSARAI	0	4	5	1	10	3	4	2	1	10	1	0	389	1	391	0	1	1	0	2	1	1	1	0	3
6	BHABHUA	0	0	0	0	0	0	0	0	0	0	0	0	25	0	25	0	0	0	0	0	0	0	0	0	0
7	BHAGALPUR	0	0	0	1	1	0	0	0	0	0	0	0	1	0	1	0	0	1	0	1	3	0	0	0	3
8	BHOJPUR	0	0	0	1	1	0	1	0	3	4	1	7	1	1	10	0	0	0	0	0	0	0	2	3	5
9	BUXAR	0	0	0	0	0	0	0	0	0	0	0	0	0	0	0	0	0	0	0	0	0	0	0	0	0
10	DARBHANGA	0	0	1	0	1	9	3	1	1	14	4	2	2	3	11	4	6	2	2	14	1	6	3	2	12
11	GOPALGANJ	0	0	0	0	0	0	0	0	0	0	0	0	0	0	0	0	0	0	0	0	0	0	0	0	0
12	GAYA	0	0	0	0	0	0	0	0	0	0	1	0	1	2	11	0	0	0	0	11	0	0	0	0	0
13	JAHANABAD	0	0	1	0	1	0	1	0	0	1	0	2	0	1	3	1	1	0	3	5	0	0	1	0	1
14	JAMUI	0	0	1	0	1	0	0	0	0	0	0	0	0	0	0	0	2	5	7	0	0	0	0	0	0
15	KHAGARIA	0	0	0	0	0	0	0	0	0	0	1	0	0	0	1	2	0	1	1	4	0	0	0	1	1
16	KISHANGANJ	0	0	0	0	0	0	0	0	0	0	2	0	0	2	0	0	0	0	0	0	0	0	0	0	0
17	KATIHAR	0	0	0	2	2	1	0	0	0	1	1	0	1	0	2	1	0	0	0	1	0	26	0	0	26
18	LAKHISARAI	0	0	0	0	0	0	0	0	0	0	0	0	0	0	0	0	0	0	0	0	0	9	0	9	
19	MADHUBANI	0	4	6	0	10	1	2	2	1	6	2	0	1	0	3	0	6	4	0	10	2	3	0	2	7
20	MADHEPURA	0	0	0	0	0	1	0	1	0	2	0	0	0	1	1	1	0	1	0	2	0	0	0	0	0
21	MUNGER	16	11	6	8	41	7	14	2	9	32	10	9	6	4	29	7	15	7	7	36	9	7	6	6	28
22	MUZAFFARPUR	2	0	0	2	4	2	2	0	2	6	3	0	3	4	10	2	0	1	1	4	1	3	0	0	4
23	NAWADA	0	0	0	0	0	1	0	0	0	1	1	1	1	1	4	0	10	0	1	11	6	0	0	0	6
24	NALANDA	0	0	0	0	0	0	0	0	0	0	0	0	0	0	0	0	0	0	0	0	0	0	0	0	0
25	WEST CHAMPARAN (BETTIAH)	0	0	0	0	0	0	0	0	0	0	0	0	0	0	0	0	0	0	0	0	25	0	0	0	25
26	PATNA	0	0	0	0	0	0	2	1	0	0	3	1	0	0	0	1	0	0	1	0	1	21	0	22	
27	EAST CHAMPARAN	0	0	0	0	0	0	0	0	0	0	0	0	3	0	3	3	4	1	4	12	4	2	1	3	10
28	PURNIA	12	11	0	1	24	1	0	1	1	3	2	0	2	1	5	1	2	2	1	6	0	0	0	1	1
29	ROHTAS	0	0	0	0	0	0	0	0	0	0	0	0	0	0	0	0	0	0	0	0	0	0	0	1	1
30	SAHARSA	0	0	0	0	0	0	0	0	2	2	0	1	0	0	1	2	0	0	0	2	0	3	3	2	8
31	SHEKHPURA	0	0	0	0	0	0	0	0	0	0	0	0	0	0	0	0	0	0	0	0	0	1	0	0	1
32	SHEOHAR	0	0	0	0	0	0	0	0	0	0	0	0	1	1	0	0	0	0	0	0	0	0	0	0	0
33	SITAMARHI	0	0	0	0	0	1	0	1	1	3	0	1	0	0	1	0	0	0	0	0	0	0	0	0	0
34	SAMASTIPUR	0	0	0	0	0	0	0	0	0	0	0	2	0	2	0	0	0	0	0	0	0	0	0	0	0
35	SARAN	0	0	0	0	0	0	0	0	0	0	0	1	0	0	1	0	0	0	0	0	0	0	0	0	0
36	SUPAUL	0	0	0	0	0	0	0	1	0	1	0	0	0	0	1	0	0	0	0	1	2	2	0	2	6
37	SIWAN	0	0	0	0	0	0	0	0	0	0	0	1	0	0	1	0	0	0	0	0	0	0	0	0	0
38	VAISHALI	0	0	1	0	1	0	0	0	0	0	0	0	0	0	0	0	0	0	0	0	0	0	0	0	0
	TOTAL	30	30	22	16	98	29	28	11	21	89	27	28	437	19	511	36	46	24	25	131	29	80	47	25	181

Sl. NO	DISTRICT	YEAR - 2009																								
		August - September					September-October					October-November					November-December					December-January				
		Week No.					Week No.					Week No.					Week No.					Week No.				
		33	34	35	36	Total	37	38	39	40	Total	41	42	43	44	Total	45	46	47	48	Total	49	50	51	52	Total
1	ARARIA	0	0	16	29	45	0	0	1	19	20	106	100	73	15	294	49	89	92	35	265	17	19	8	0	44
2	AURANGABAD	0	0	169	0	169	0	0	0	0	0	147	0	2	209	358	0	211	234	250	695	6	279	208	210	703
3	ARWAL	0	0	0	0	0	0	0	0	0	0	0	0	0	0	0	51	60	60	31	202	76	119	98	83	376
4	BANKA	0	0	0	0	0	0	0	0	0	0	0	0	0	0	0	0	0	0	0	0	0	3	0	28	31
5	BEGUSARAI	0	75	63	48	186	38	64	34	40	176	85	39	53	55	232	12	47	59	58	176	71	98	67	95	331
6	BHABHUA	0	0	0	0	0	0	0	0	0	0	0	0	93	0	93	100	19	177	130	426	184	143	0	0	327
7	BHAGALPUR	0	0	0	13	13	0	0	0	15	15	0	41	10	69	120	23	65	46	0	134	40	0	78	83	201
8	BHOJPUR	0	0	0	37	37	44	64	40	30	178	39	24	39	23	125	28	30	28	28	114	52	50	36	44	182
9	BUXAR	0	0	0	73	73	50	89	65	38	242	22	46	57	56	181	68	25	0	0	93	3	8	194	208	413
10	DARBHANGA	0	0	58	66	124	44	96	84	67	291	86	95	85	98	364	62	53	75	75	265	122	95	91	62	370
11	GOPALGANJ	0	0	0	0	0	0	0	0	0	0	0	0	0	0	0	0	0	0	0	0	0	0	0	0	0
12	GAYA	0	0	0	1	1	0	0	0	0	0	278	182	226	238	924	211	253	328	271	1063	249	301	355	324	1229
13	JAHANABAD	0	0	0	0	0	5	5	1	4	15	19	18	24	228	289	186	137	190	337	850	215	215	194	272	896
14	JAMUI	2	0	2	0	4	0	2	2	1	5	0	1	2	8	11	15	10	18	15	58	25	17	30	32	104
15	KHAGARIA	0	0	0	0	0	0	0	0	13	13	40	23	21	16	100	26	31	36	25	118	21	31	34	37	123
16	KISHANGANJ	0	0	0	0	0	7	12	39	3	61	8	8	10	21	47	28	53	31	63	175	55	27	35	55	172
17	KATI HAR	0	0	0	31	31	20	4	19	48	91	40	14	17	42	113	28	17	28	15	88	22	17	25	8	72
18	LAKHISARAI	0	0	16	29	45	5	29	13	15	62	21	16	21	33	91	23	27	28	17	95	10	11	6	42	69
19	MADHUBANI	0	146	206	0	352	99	253	351	243	946	212	344	211	203	970	229	221	167	155	772	179	261	201	104	745
20	MADHEPURA	21	0	18	20	59	17	7	13	13	50	17	5	41	11	74	53	25	18	12	108	4	0	0	0	4
21	MUNGER	7	9	19	21	56	18	39	24	24	105	22	29	25	19	95	18	34	17	46	115	48	51	12	18	129
22	MUZAFFARPUR	118	144	98	112	472	113	111	90	98	412	91	81	65	86	323	133	94	77	63	367	113	82	116	72	383
23	NAWADA	11	14	23	33	81	6	10	20	11	47	7	7	22	26	62	25	16	37	29	107	7	9	6	17	39
24	NALANDA	0	0	0	0	0	0	0	0	0	0	0	0	0	0	0	0	0	0	0	0	0	0	0	0	0
25	WEST CHAMPARAN (BETIAH)	0	0	0	0	0	0	0	0	0	0	0	0	0	0	0	0	0	276	169	445	228	196	110	169	703
26	PATNA	0	140	192	46	378	84	77	36	80	277	95	115	95	125	430	123	89	141	196	549	87	97	63	90	337
27	EAST CHAMPARAN	0	0	0	0	0	0	0	0	0	0	0	0	2	0	2	0	2	0	117	119	224	183	210	135	752
28	PURNIA	295	368	227	235	1125	237	264	238	212	951	276	185	382	222	1065	302	491	342	240	1375	0	186	151	144	481
29	ROHTAS	0	0	0	0	0	0	0	0	0	0	0	6	6	8	20	6	0	0	0	6	11	15	1	0	27
30	SAHARSA	0	0	0	0	0	0	0	0	53	53	60	50	49	47	206	62	50	45	57	214	14	60	68	57	199
31	SHEKHPURA	1	0	7	4	12	16	1	15	8	40	21	0	0	1	22	12	8	11	10	41	7	7	15	12	41
32	SHEOHAR	0	0	0	0	0	0	0	0	0	0	0	2	9	0	11	0	0	0	19	19	1	1	13	18	33
33	SITAMARHI	0	0	0	0	0	252	262	217	169	900	173	129	0	0	302	158	233	14	151	556	208	227	238	188	861
34	SAMASTIPUR	0	0	0	0	0	0	0	0	0	0	0	0	7	0	7	0	0	0	0	0	0	0	0	0	0
35	SARAN	0	0	0	11	11	0	28	60	4	92	103	36	14	42	195	28	56	19	14	117	0	0	29	14	43
36	SUPAUL	0	0	0	0	0	0	0	19	5	24	47	50	34	42	173	42	45	41	57	185	52	49	53	65	219
37	SIWAN	0	0	0	0	0	0	0	0	119	119	79	193	211	253	736	238	250	307	214	1009	315	374	362	321	1372
38	VAISHALI	0	0	10	72	82	90	4	1	2	97	78	83	0	3	164	2	1	4	1	8	0	2	4	6	12
	TOTAL	455	896	1124	881	3356	1145	1421	1382	1334	5282	2172	1922	1906	2199	8199	2341	2742	2949	2900	10932	2666	3233	3111	3013	12023

SHEET - T

Sl. NO	DISTRICT	YEAR - 2009																									
		August - September					September-October					October-November					November-December					December-January					
		Week No.					Week No.					Week No.					Week No.					Week No.					
		33	34	35	36	Total	37	38	39	40	Total	41	42	43	44	Total	45	46	47	48	Total	49	50	51	52	Total	
1	ARARIA	0	0	9	0	9	0	0	1	0	1	3	12	5	2	22	11	11	1	5	28	0	0	0	0	0	
2	AURANGABAD	0	0	0	0	0	0	0	0	0	0	0	0	0	0	0	0	0	0	0	0	0	0	2	0	2	
3	ARWAL	0	0	0	0	0	0	0	0	0	0	0	0	0	0	0	0	0	0	0	0	0	0	0	0	0	
4	BANKA	0	0	0	0	0	0	0	0	0	0	0	0	0	0	0	0	0	0	0	0	0	0	0	0	0	
5	BEGUSARAI	0	1	4	0	5	1	4	5	2	12	0	0	0	0	0	0	0	0	0	0	0	0	0	0	0	
6	BHABHUA	0	0	0	0	0	0	0	0	0	0	0	0	2	0	2	0	0	0	0	0	0	0	0	0	0	
7	BHAGALPUR	0	0	0	0	0	0	0	0	0	0	0	0	0	0	0	0	0	0	0	0	0	0	0	0	0	
8	BHOJPUR	0	0	0	1	1	3	3	0	0	6	0	0	0	0	0	0	1	0	0	1	0	0	0	0	0	
9	BUXAR	0	0	0	0	0	8	0	0	0	8	0	0	0	0	0	0	0	0	0	0	0	0	0	0	0	
10	DARBHANGA	0	0	10	0	10	3	15	7	5	30	1	1	2	1	5	2	0	2	1	5	0	0	0	1	1	
11	GOPALGANJ	0	0	0	0	0	0	0	0	0	0	0	0	0	0	0	0	0	0	0	0	0	0	0	0	0	
12	GAYA	0	0	0	0	0	0	0	0	0	0	1	1	25	0	27	15	0	0	0	15	0	0	0	0	0	
13	JAHANABAD	0	0	0	0	0	0	0	1	0	1	2	0	2	1	5	0	0	1	0	1	7	0	0	0	7	
14	JAMUI	0	0	0	0	0	0	0	0	0	0	0	0	0	0	0	0	0	0	0	0	0	0	0	0	0	
15	KHAGARIA	0	0	0	0	0	0	0	0	3	3	0	5	0	2	7	1	0	0	0	1	1	0	2	0	3	
16	KISHANGANJ	0	0	0	0	0	0	0	0	0	0	1	0	0	0	1	0	0	0	0	0	0	0	1	0	1	
17	KATI HAR	0	0	0	3	3	2	4	1	3	10	5	2	4	17	28	1	1	2	0	4	1	0	0	1	2	
18	LAKHISARAI	0	0	0	0	0	0	0	0	0	0	0	0	0	0	0	0	0	0	0	0	0	0	0	0	0	
19	MADHUBANI	0	29	26	0	55	24	41	15	26	106	16	15	14	33	78	10	12	14	3	39	5	2	3	124	134	
20	MADHEPURA	2	0	6	2	10	2	2	3	1	8	4	4	28	30	66	29	441	5	0	475	0	0	0	0	0	
21	MUNGER	0	1	2	0	3	1	0	0	3	4	1	1	2	0	4	0	0	0	0	0	0	0	1	0	1	
22	MUZAFFARPUR	1	2	1	0	4	1	0	0	0	1	0	0	5	1	6	0	0	0	0	0	2	0	0	0	2	
23	NAWADA	0	3	0	0	3	1	1	0	0	2	0	0	1	0	1	0	0	0	0	0	0	1	0	0	1	
24	NALANDA	0	0	0	0	0	0	0	0	0	0	0	0	0	0	0	0	0	0	0	0	0	0	0	0	0	
25	WEST CHAMPARAN (BETTIAH)	0	0	0	0	0	0	0	0	0	0	0	0	0	0	0	0	0	8	10	18	5	7	0	0	12	
26	PATNA	0	0	0	0	0	0	0	1	2	3	2	2	3	1	8	1	30	1	0	32	1	1	0	0	2	
27	EAST CHAMPARAN	0	0	0	0	0	0	0	0	0	0	0	0	0	0	0	3	0	0	0	3	0	1	1	0	2	
28	PURNIA	26	9	14	3	52	1	0	0	0	1	3	7	0	4	14	3	2	1	1	7	0	1	2	0	3	
29	ROHTAS	0	0	0	0	0	0	0	0	0	0	0	0	0	0	0	0	0	0	0	0	0	0	0	0	0	
30	SAHARSA	0	0	0	0	0	0	0	0	2	2	3	2	5	0	10	1	3	1	0	5	0	0	1	0	1	
31	SHEKHPURA	0	0	0	0	0	0	0	0	0	0	0	0	0	0	0	0	1	0	0	1	0	0	0	0	0	
32	SHEOHAR	0	0	0	0	0	0	0	0	0	0	0	0	0	0	0	0	0	0	0	0	0	0	0	0	0	
33	SITAMARHI	0	0	0	0	0	10	19	20	10	59	16	15	0	0	31	34	31	1	39	105	19	4	4	1	28	
34	SAMASTIPUR	0	0	0	0	0	0	0	0	0	0	0	0	6	0	6	0	0	0	0	0	0	0	0	0	0	
35	SARAN	0	0	0	1	1	0	1	3	0	4	3	14	7	1	25	1	3	1	0	5	0	0	0	1	1	
36	SUPAUL	0	0	0	0	0	0	0	18	40	58	56	23	8	3	90	16	12	7	3	38	2	3	2	0	7	
37	SIWAN	0	0	0	0	0	0	0	0	12	12	6	7	6	5	24	3	1	0	1	5	1	0	1	0	2	
38	VAISHALI	0	0	1	0	1	0	0	0	0	0	0	0	0	0	0	0	0	0	0	0	0	0	0	0	0	
TOTAL		29	45	73	10	157	57	90	75	109	331	123	111	125	101	460	131	549	45	63	788	44	20	20	128	212	

WEEKWISE CASE OF Acute Diarrhoeal Disease (including acute gastroenteritis FOR PRESUMPTIVE SURVEILLANCE-P

Sl. NO	DISTRICT	Y E A R - 2 0 1 0																								
		August - September					September-October					October-November					November-December					December-January				
		Week No.					Week No.					Week No.					Week No.					Week No.				
		33	34	35	36	Total	37	38	39	40	Total	41	42	43	44	Total	45	46	47	48	Total	49	50	51	52	Total
1	ARARIA	94	126	43	66	329	102	57	38	42	239	44	42	57	24	167	54	56	66	82	258	73	86	87	58	304
2	AURANGABAD	216	159	137	44	556	136	84	148	138	506	122	122	130	127	501	133	123	126	220	602	117	87	97	98	399
3	ARWAL	26	33	27	31	117	24	23	28	19	94	23	16	25	24	88	17	25	20	21	83	16	13	16	21	66
4	BANKA	0	0	0	0	0	0	0	0	0	0	0	0	0	0	0	0	0	0	0	0	0	0	0	0	0
5	BEGUSARAI	413	473	416	437	1739	539	15	332	481	1367	520	169	19212	115	20016	116	146	129	127	518	213	245	222	157	837
6	BHABHUA	0	0	0	0	0	0	0	0	0	0	0	0	0	0	0	0	0	0	0	0	0	0	0	0	0
7	BHAGALPUR	1	0	0	0	1	0	0	0	0	0	0	0	0	0	0	0	0	6	2	8	31	24	26	3	84
8	BHOJPUR	171	14	0	0	185	0	160	141	146	447	110	111	169	8	398	5	109	113	106	333	12	0	0	0	12
9	BUXAR	0	0	0	0	0	0	0	0	0	0	0	0	0	0	0	0	0	0	0	0	0	0	0	0	0
10	DARBHANGA	147	76	65	49	337	51	65	62	0	178	0	0	0	0	0	0	0	64	78	142	195	32	155	101	483
11	GOPALGANJ	573	536	698	716	2523	523	576	415	0	1514	0	57	28	6	91	39	323	266	256	884	142	146	214	703	1205
12	GAYA	584	278	209	237	1308	193	218	123	174	708	136	250	336	212	934	305	353	404	387	1449	306	248	259	266	1079
13	JAHANABAD	46	6	0	0	52	52	0	0	205	257	113	183	3	45	344	42	29	14	39	124	293	126	196	0	615
14	JAMUI	138	81	10	42	271	62	65	53	62	242	41	42	137	58	278	16	5	11	15	47	138	0	17	73	228
15	KHAGARIA	49	150	25	338	562	0	0	0	0	0	0	0	0	0	0	0	0	0	0	0	0	0	0	0	0
16	KISHANGANJ	36	55	83	48	222	155	90	80	61	386	49	51	212	62	374	98	111	36	74	319	85	91	98	51	325
17	KATIHAR	365	395	0	455	1215	259	303	608	380	1550	376	349	356	351	1432	124	118	277	265	784	126	154	113	399	792
18	LAKHISARAI	33	11	92	35	171	119	71	74	50	314	49	116	25	116	306	39	144	52	108	343	123	145	120	183	571
19	MADHUBANI	77	116	9	28	230	45	18	8	0	71	55	63	81	80	279	113	111	101	41	366	102	70	29	114	315
20	MADHEPURA	0	0	0	0	0	0	0	0	0	0	0	0	0	0	0	0	0	0	0	0	0	0	0	0	0
21	MUNGER	169	309	355	126	959	140	148	104	235	627	186	235	306	220	947	151	264	273	295	983	265	163	322	332	1082
22	MUZAFFARPUR	214	235	350	308	1107	331	303	298	235	1167	226	167	209	264	866	137	157	148	121	563	221	246	219	188	874
23	NAWADA	0	0	0	0	0	0	0	0	0	0	0	0	0	0	0	0	0	0	0	0	0	0	0	0	0
24	NALANDA	87	186	289	330	892	79	379	207	226	891	212	160	181	271	824	132	123	583	573	1411	644	569	622	626	2461
25	W.CHAMPARAN	0	0	0	0	0	0	0	0	0	0	0	0	0	0	0	0	0	0	0	0	0	0	0	0	0
26	PATNA	639	595	458	186	1878	440	503	50	85	1078	114	105	421	55	695	210	378	280	587	1455	528	483	409	648	2068
27	EAST CHAMPARAN	11	3	38	23	75	0	0	0	0	0	0	0	11	0	11	0	2	0	59	61	14	0	0	0	14
28	PURNIA	158	448	526	166	1298	535	227	493	160	1415	184	194	176	119	673	157	160	182	140	639	391	328	326	350	1395
29	ROHTAS	156	74	28	47	305	28	54	320	75	477	83	45	62	48	238	64	60	25	79	228	133	76	229	96	534
30	SAHARSA	258	17	194	152	621	103	108	122	20	353	123	227	248	155	753	125	194	265	77	661	166	164	30	167	527
31	SHEKHPURA	44	32	69	92	237	36	38	15	16	105	18	13	0	25	56	16	29	34	32	111	32	23	57	47	159
32	SHEOHAR	0	0	0	0	0	0	0	0	0	0	0	0	0	0	0	0	0	0	0	0	0	0	0	0	0
33	SITAMARHI	73	33	19	27	152	21	29	24	23	97	28	3	53	22	106	36	43	53	25	157	31	2	320	18	371
34	SAMASTIPUR	0	0	0	0	0	0	0	0	0	0	1	0	0	20	21	162	156	218	332	868	63	356	66	0	485
35	SARAN	3	71	14	0	88	0	96	35	11	142	0	21	13	4	38	9	0	18	9	36	46	0	0	0	46
36	SUPAUL	100	0	0	56	156	20	46	68	0	134	99	0	0	0	99	0	0	0	0	0	0	0	0	0	0
37	SIWAN	343	380	464	392	1579	344	285	251	196	1076	242	237	250	250	979	209	180	207	235	831	228	196	189	258	871
38	VAISHALI	0	0	0	0	0	4	11	0	16	31	5	0	2	0	7	0	0	0	21	21	9	2	9	6	26
	TOTAL	5224	4892	4618	4431	19165	4341	3972	4097	3056	15466	3159	2978	22703	2681	31521	2509	3399	3971	4406	14285	4743	4075	4447	4963	18228

WEEKWISE CASE OF Bacillary Dysentery FOR PRESUMPTIVE SURVEILLANCE-P

Sl. NO	DISTRICT	Y E A R - 2 0 1 0																								
		August - September					September-October					October-November					November-December					December-January				
		Week No.					Week No.					Week No.					Week No.					Week No.				
33	34	35	36	Total	37	38	39	40	Total	41	42	43	44	Total	45	46	47	48	Total	49	50	51	52	Total		
1	ARARIA	55	74	52	59	240	99	56	28	29	212	28	57	68	23	176	62	70	67	96	295	102	201	103	102	508
2	AURANGABAD	145	60	50	43	298	71	62	63	78	274	84	98	90	131	403	118	133	86	87	424	95	90	93	73	351
3	ARWAL	29	91	30	31	181	64	28	25	21	138	21	25	18	14	78	19	19	15	12	65	30	23	25	16	94
4	BANKA	0	0	0	0	0	0	0	0	0	0	0	0	0	0	0	0	0	0	0	0	0	0	0	0	0
5	BEGUSARAI	126	91	331	250	798	320	16	225	214	775	133	111	43	90	377	94	116	78	98	386	135	119	127	119	500
6	BHABHUA	0	0	0	0	0	0	0	0	0	0	0	0	0	0	0	0	0	0	0	0	0	0	0	0	0
7	BHAGALPUR	3	0	0	0	3	0	0	0	0	0	0	0	0	0	0	0	0	3	0	3	31	48	54	50	183
8	BHOJPUR	315	39	0	21	375	19	164	149	175	507	163	160	132	59	514	34	96	89	130	349	108	0	0	0	108
9	BUXAR	0	0	0	0	0	0	0	0	0	0	0	0	0	0	0	0	0	0	0	0	0	0	0	0	0
10	DARBHANGA	93	85	54	30	262	63	72	73	0	208	0	0	0	0	0	0	91	100	191	64	41	60	29	194	
11	GOPALGANJ	65	62	84	65	276	74	32	30	0	136	0	8	0	2	10	3	18	23	22	66	16	14	14	20	64
12	GAYA	431	227	121	93	872	81	159	107	70	417	120	247	153	173	693	133	145	122	175	575	124	105	97	141	467
13	JAHANABAD	55	25	0	0	80	12	0	0	124	136	127	109	9	8	253	0	1	13	10	24	185	89	198	0	472
14	JAMUI	57	33	19	47	156	57	51	64	59	231	53	102	310	329	794	34	20	19	20	93	111	0	14	110	235
15	KHAGARIA	15	60	64	725	864	0	0	0	0	0	0	0	0	0	0	0	0	0	0	0	0	0	0	0	0
16	KISHANGANJ	42	33	11	35	121	50	184	32	66	332	47	59	63	51	220	49	58	16	45	168	62	49	58	67	236
17	KATIHAR	209	207	0	126	542	134	102	132	75	443	114	126	112	204	556	19	41	27	120	207	36	53	70	109	268
18	LAKHISARAI	15	19	128	23	185	70	97	41	56	264	60	57	51	44	212	59	76	70	131	336	117	87	90	183	477
19	MADHUBANI	406	240	29	89	764	60	31	59	0	150	71	19	190	171	451	220	274	150	135	779	72	111	131	107	421
20	MADHEPURA	0	0	0	0	0	0	0	0	0	0	0	0	0	0	0	0	0	0	0	0	0	0	0	0	0
21	MUNGER	169	112	245	183	709	152	184	168	207	711	163	205	211	159	738	129	151	174	185	639	176	183	178	219	756
22	MUZAFFARPUR	246	186	253	210	895	224	215	213	216	868	168	159	191	153	671	116	172	192	159	639	184	177	195	171	727
23	NAWADA	0	0	0	0	0	0	0	0	0	0	0	0	0	0	0	0	0	0	0	0	0	0	0	0	0
24	NALANDA	395	107	114	39	655	117	261	194	230	802	165	229	494	231	1119	397	298	589	220	1504	606	531	353	267	1757
25	WEST CHAMPARAN (BETTIAH)	0	0	0	0	0	0	0	0	0	0	0	0	0	0	0	0	0	0	0	0	0	0	0	0	0
26	PATNA	141	166	138	40	485	114	89	44	34	281	74	230	309	171	784	121	339	147	205	812	104	89	105	101	399
27	EAST CHAMPARAN	28	4	6	2	40	0	0	0	0	0	0	0	0	0	0	0	4	0	5	9	8	0	0	0	8
28	PURNIA	363	484	322	198	1367	312	294	251	420	1277	147	227	202	107	683	179	226	292	156	853	189	205	257	205	856
29	ROHTAS	98	48	26	13	185	32	7	9	30	78	72	68	40	19	199	39	32	10	38	119	188	84	118	89	479
30	SAHARSA	209	4	137	92	442	68	81	85	4	238	92	123	128	87	430	77	102	131	49	359	117	117	9	111	354
31	SHEKHPURA	8	17	16	6	47	8	15	2	4	29	3	10	0	6	19	5	4	5	2	16	4	4	17	14	39
32	SHEOHAR	0	0	0	0	0	0	0	0	0	0	0	0	0	0	0	0	0	0	0	0	0	0	0	0	0
33	SITAMARHI	29	2	7	17	55	22	18	14	16	70	16	0	7	83	106	54	94	81	68	297	6	56	343	5	410
34	SAMASTIPUR	0	0	0	0	0	0	0	0	0	0	2	0	0	13	15	161	160	297	376	994	97	299	73	0	469
35	SARAN	0	29	8	0	37	4	34	53	59	150	2	94	55	14	165	58	19	28	26	131	86	0	0	0	86
36	SUPAUL	89	0	0	39	128	15	66	49	0	130	43	0	0	0	43	0	0	0	0	0	0	0	0	0	0
37	SIWAN	194	220	247	332	993	206	227	193	198	824	184	116	128	192	620	156	131	154	119	560	115	107	100	93	415
38	VAISHALI	0	0	0	0	0	0	0	0	0	0	0	0	0	0	0	0	0	0	0	0	0	0	8	7	15
	TOTAL	4030	2725	2492	2808	12055	2448	2545	2303	2385	9681	2152	2639	3004	2534	10329	2336	2799	2969	2789	10893	3168	2882	2890	2408	11348

SHEET - C

Ministry of Health & Family Welfare(IDSP)
Government of India

WEEKWISE CASE OF Viral Hepatitis FOR PRESUMPTIVE SURVEILLANCE-P

Y E A R - 2 0 1 0

SI. NO	DISTRICT	Y E A R - 2 0 1 0																								
		August - September					September-October					October-November					November-December					December-January				
		Week No.					Week No.					Week No.					Week No.					Week No.				
33	34	35	36	Total	37	38	39	40	Total	41	42	43	44	Total	45	46	47	48	Total	49	50	51	52	Total		
1	ARARIA	3	4	0	0	7	0	0	0	0	0	0	1	0	0	1	0	0	0	4	4	0	6	6	0	12
2	AURANGABAD	0	0	0	0	0	0	0	0	20	20	0	0	0	0	0	0	0	0	0	0	0	0	0	0	0
3	ARWAL	2	0	1	0	3	4	0	0	0	4	11	0	0	0	11	0	0	1	0	1	0	2	1	1	4
4	BANKA	0	0	0	0	0	0	0	0	0	0	0	0	0	0	0	0	0	0	0	0	0	0	0	0	0
5	BEGUSARAI	1	0	0	0	1	0	0	0	0	0	0	0	11	1	12	1	1	2	1	5	3	2	1	7	
6	BHABHUA	0	0	0	0	0	0	0	0	0	0	0	0	0	0	0	0	0	0	0	0	0	0	0	0	0
7	BHAGALPUR	0	0	0	0	0	0	0	0	0	0	0	0	0	0	0	0	0	0	0	0	0	0	0	0	0
8	BHOJPUR	16	0	0	0	16	0	6	6	5	17	4	3	0	0	7	0	0	0	0	0	0	0	0	0	0
9	BUXAR	0	0	0	0	0	0	0	0	0	0	0	0	0	0	0	0	0	0	0	0	0	0	0	0	0
10	DARBHANGA	0	0	0	3	3	0	0	0	0	0	0	0	0	0	0	0	4	0	4	0	0	0	0	0	0
11	GOPALGANJ	3	0	8	6	17	4	6	4	0	14	0	0	0	5	5	4	3	6	4	17	7	4	5	9	25
12	GAYA	8	6	0	0	14	1	1	1	16	19	0	1	0	0	1	1	1	1	2	5	1	4	8	1	14
13	JAHANABAD	0	0	0	0	0	0	0	0	0	0	0	0	0	0	0	4	0	0	4	0	0	0	0	0	0
14	JAMUI	1	12	7	3	23	15	63	3	14	95	7	10	5	3	25	7	0	0	0	7	61	0	0	0	61
15	KHAGARIA	0	0	0	0	0	0	0	0	0	0	0	0	0	0	0	0	0	0	0	0	0	0	0	0	0
16	KISHANGANJ	0	0	1	0	1	4	1	0	1	6	0	1	0	3	4	1	4	0	0	5	0	0	0	0	0
17	KATI HAR	0	1	0	0	1	0	0	0	0	0	0	0	0	0	0	0	0	0	0	0	0	0	0	0	0
18	LAKHISARAI	0	0	0	0	0	0	0	0	0	0	0	0	1	0	1	0	6	0	0	6	0	7	0	0	7
19	MADHUBANI	0	1	0	0	1	0	0	0	0	0	0	0	0	0	0	0	0	0	0	0	0	0	0	0	0
20	MADHEPURA	0	0	0	0	0	0	0	0	0	0	0	0	0	0	0	0	0	0	0	0	0	0	0	0	0
21	MUNGER	0	0	2	3	5	4	2	1	2	9	3	3	2	2	10	6	2	5	1	14	2	3	2	2	9
22	MUZAFFARPUR	1	10	4	14	29	14	2	21	1	38	11	11	3	11	36	11	1	3	0	15	1	11	0	4	16
23	NAWADA	0	0	0	0	0	0	0	0	0	0	0	0	0	0	0	0	0	0	0	0	0	0	0	0	0
24	NALANDA	0	0	2	3	5	0	0	0	0	0	35	1	0	2	38	0	0	5	32	37	9	5	7	1	22
25	WEST CHAMPARAN (BETTIAH)	0	0	0	0	0	0	0	0	0	0	0	0	0	0	0	0	0	0	0	0	0	0	0	0	0
26	PATNA	37	47	53	26	163	62	32	0	4	98	10	34	29	0	73	0	25	2	3	30	19	19	4	27	69
27	EAST CHAMPARAN	0	0	0	0	0	0	0	0	0	0	0	0	0	0	0	0	0	0	0	0	0	0	0	0	0
28	PURNIA	17	0	0	0	17	8	0	0	6	14	0	0	0	0	0	0	0	0	0	0	0	0	0	0	0
29	ROHTAS	3	3	1	2	9	4	0	1	1	6	3	1	3	1	8	0	2	1	3	6	6	2	5	1	14
30	SAHARSA	1	0	0	0	1	0	0	0	0	0	0	0	0	0	0	0	0	0	0	0	0	0	0	0	0
31	SHEKHPURA	0	0	0	0	0	0	0	0	0	0	0	0	0	0	0	0	0	0	0	0	0	0	0	0	0
32	SHEOHAR	0	0	0	0	0	0	0	0	0	0	0	0	0	0	0	0	0	0	0	0	0	0	0	0	0
33	SITAMARHI	0	0	0	0	0	0	0	0	0	0	0	0	0	0	0	0	0	0	0	0	0	0	0	0	0
34	SAMASTIPUR	0	0	0	0	0	0	0	0	0	0	0	0	0	0	0	72	1	0	0	73	0	0	0	0	0
35	SARAN	0	5	0	0	5	0	0	0	0	0	0	0	0	0	0	0	0	0	25	25	6	0	0	0	6
36	SUPAUL	0	0	0	0	0	0	0	0	0	0	0	0	0	0	0	0	0	0	0	0	0	0	0	0	0
37	SIWAN	47	67	106	156	376	86	207	46	32	371	91	47	168	56	362	54	53	36	2	145	3	10	11	0	24
38	VAISHALI	0	0	0	0	0	0	0	0	0	0	0	0	0	0	0	0	0	0	0	0	0	0	0	0	0
	TOTAL	140	156	185	216	697	206	320	83	102	711	175	113	222	84	594	157	103	66	77	403	118	75	50	47	290

WEEKWISE CASE OF Enteric Fever FOR PRESUMPTIVE SURVEILLANCE-P

SI. NO	DISTRICT	Y E A R - 2 0 1 0																								
		August - September					September-October					October-November					November-December					December-January				
		Week No.					Week No.					Week No.					Week No.					Week No.				
		33	34	35	36	Total	37	38	39	40	Total	41	42	43	44	Total	45	46	47	48	Total	49	50	51	52	Total
1	ARARIA	23	24	17	19	83	19	18	18	0	55	0	17	23	17	57	16	19	19	43	97	29	41	50	37	157
2	AURANGABAD	0	24	14	15	53	20	21	16	18	75	18	28	43	60	149	38	38	33	34	143	32	21	13	21	87
3	ARWAL	6	23	46	40	115	54	15	20	16	105	13	26	30	23	92	33	32	38	36	139	60	33	44	35	172
4	BANKA	0	0	0	0	0	0	0	0	0	0	0	0	0	0	0	0	0	0	0	0	0	0	0	0	0
5	BEGUSARAI	272	172	114	86	644	36	21	7	83	147	34	75	138	129	376	81	137	57	172	447	150	79	94	95	418
6	BHABHUA	0	0	0	0	0	0	0	0	0	0	0	0	0	0	0	0	0	0	0	0	0	0	0	0	0
7	BHAGALPUR	0	0	0	0	0	0	0	0	0	0	0	0	0	0	0	0	0	2	0	2	0	10	0	7	17
8	BHOJPUR	0	0	0	0	0	0	0	0	0	0	0	0	0	0	0	0	0	0	0	0	0	0	0	0	0
9	BUXAR	0	0	0	0	0	0	0	0	0	0	0	0	0	0	0	0	0	0	0	0	0	0	0	0	0
10	DARBHANGA	408	12	2	1	423	2	1	3	0	6	0	0	0	0	0	0	0	151	9	160	8	33	26	18	85
11	GOPALGANJ	13	10	8	6	37	20	15	2	0	37	0	11	4	1	16	11	3	28	6	48	14	14	12	17	57
12	GAYA	128	67	11	9	215	17	21	18	3	59	12	27	15	14	68	20	34	21	20	95	30	19	17	22	88
13	JAHANABAD	86	15	0	0	101	22	88	50	97	257	75	60	90	20	245	80	60	101	130	371	168	75	0	0	243
14	JAMUI	56	72	87	90	305	96	97	134	89	416	203	104	106	93	506	130	80	90	19	319	29	0	66	53	148
15	KHAGARIA	0	0	0	0	0	0	0	0	0	0	0	0	0	0	0	0	0	0	0	0	0	0	0	0	0
16	KISHANGANJ	0	0	5	0	5	4	4	0	2	10	0	0	0	0	0	1	3	0	18	22	44	34	40	36	154
17	KATI HAR	135	132	0	32	299	19	26	54	72	171	19	34	42	122	217	16	55	54	74	199	45	5	38	32	120
18	LAKHISARAI	0	0	90	0	90	13	25	12	0	50	0	5	0	0	5	0	54	2	37	93	32	2	2	25	61
19	MADHUBANI	40	28	41	19	128	14	19	21	0	54	14	22	51	17	104	18	35	33	29	115	60	48	38	56	202
20	MADHEPURA	0	0	0	0	0	0	0	0	0	0	0	0	0	0	0	0	0	0	0	0	0	0	0	0	0
21	MUNGER	57	23	43	45	168	22	42	14	33	111	31	47	41	25	144	25	33	66	47	171	570	34	34	17	655
22	MUZAFFARPUR	289	241	314	321	1165	206	192	210	170	778	207	115	132	188	642	81	245	270	302	898	252	318	224	175	969
23	NAWADA	0	0	0	0	0	0	0	0	0	0	0	0	0	0	0	0	0	0	0	0	0	0	0	0	0
24	NALANDA	145	112	166	153	576	180	199	134	199	712	171	148	132	117	568	48	55	76	52	231	116	109	84	70	379
25	W.CHAMPARAN	0	0	0	0	0	0	0	0	0	0	0	0	0	0	0	0	0	0	0	0	0	0	0	0	0
26	PATNA	109	72	95	14	290	105	66	13	27	211	30	102	74	19	225	33	85	32	118	268	43	48	29	34	154
27	EAST CHAMPARAN	0	0	58	34	92	0	0	0	0	0	0	0	0	0	0	0	1	0	22	23	41	0	0	0	41
28	PURNIA	53	1	12	15	81	22	13	14	19	68	8	9	12	5	34	8	8	9	5	30	6	13	15	6	40
29	ROHTAS	103	32	2	9	146	3	19	8	59	89	56	27	206	15	304	24	50	11	159	244	466	435	151	139	1191
30	SAHARSA	5	0	60	0	65	0	0	0	5	5	6	7	7	0	20	0	0	25	20	45	1	0	0	60	61
31	SHEKHPURA	0	0	0	0	0	0	0	0	0	0	0	0	0	0	0	0	0	0	0	0	0	10	14	5	29
32	SHEOHAR	0	0	0	0	0	0	0	0	0	0	0	0	0	0	0	0	0	0	0	0	0	0	0	0	0
33	SITAMARHI	0	0	10	8	18	29	2	1	0	32	0	0	0	0	0	52	39	0	0	91	1	0	2	0	3
34	SAMASTIPUR	0	0	0	0	0	0	0	0	0	0	0	0	73	73	73	10	77	81	62	230	0	68	0	0	68
35	SARAN	39	3	0	0	42	0	47	2	0	49	0	170	108	62	340	52	67	133	55	307	45	0	0	0	45
36	SUPAUL	41	0	0	25	66	15	39	27	0	81	33	0	0	0	33	0	0	0	0	0	0	0	0	0	0
37	SIWAN	618	616	458	437	2129	674	973	759	724	3130	750	1072	861	774	3457	790	685	531	356	2362	380	306	371	425	1482
38	VAISHALI	0	0	0	0	0	0	0	0	1	1	0	0	0	0	0	0	2	1	2	5	1	3	2	3	9
	TOTAL	2626	1679	1653	1378	7336	1592	1963	1537	1617	6709	1680	2106	2115	1774	7675	1567	1897	1864	1827	7155	2623	1758	1366	1388	7135

WEEKWISE CASE OF Malaria FOR PRESUMPTIVE SURVEILLANCE-P

Sl. NO	DISTRICT	Y E A R - 2 0 1 0																								
		August - September					September-October					October-November					November-December					December-January				
		Week No.					Week No.					Week No.					Week No.					Week No.				
33	34	35	36	Total	37	38	39	40	Total	41	42	43	44	Total	45	46	47	48	Total	49	50	51	52	Total		
1	ARARIA	19	14	0	15	48	36	34	0	0	70	0	43	61	0	104	27	19	17	27	90	36	23	20	25	104
2	AURANGABAD	25	0	0	0	25	0	0	1	4	5	1	2	5	3	11	1	8	3	1	13	10	3	0	3	16
3	ARWAL	4	0	5	3	12	19	12	7	4	42	5	4	7	3	19	3	8	4	3	18	2	3	2	3	10
4	BANKA	0	0	0	0	0	0	0	0	0	0	0	0	0	0	0	0	0	0	0	0	0	0	0	0	0
5	BEGUSARAI	7	3	2	2	14	2	2	3	5	12	2	3	6	0	11	2	6	4	2	14	5	10	9	2	26
6	BHABHUA	0	0	0	0	0	0	0	0	0	0	0	0	0	0	0	0	0	0	0	0	0	0	0	0	0
7	BHAGALPUR	1	0	0	0	1	0	0	0	0	0	0	0	0	0	0	0	0	0	0	0	4	7	0	1	12
8	BHOJPUR	0	0	0	0	0	0	0	0	0	0	0	0	0	0	0	0	0	0	0	0	0	0	0	0	0
9	BUXAR	0	0	0	0	0	0	0	0	0	0	0	0	0	0	0	0	0	0	0	0	0	0	0	0	0
10	DARBHANGA	12	17	6	7	42	7	6	8	0	21	0	0	0	0	0	0	0	139	4	143	2	5	2	1	10
11	GOPALGANJ	4	19	3	14	40	13	0	2	0	15	0	0	0	0	0	0	0	1	2	3	0	2	0	0	2
12	GAYA	73	116	111	56	356	13	66	70	23	172	88	50	71	92	301	66	46	67	62	241	67	43	67	53	230
13	JAHANABAD	0	0	0	0	0	0	0	0	38	38	0	0	13	0	13	0	0	0	26	26	1	0	0	0	1
14	JAMUI	12	20	2	9	43	4	13	14	11	42	6	22	10	14	52	26	6	2	26	60	13	0	7	22	42
15	KHAGARIA	0	0	0	0	0	0	0	0	0	0	0	0	0	0	0	0	0	0	0	0	0	0	0	0	0
16	KISHANGANJ	0	0	0	0	0	8	5	9	0	22	0	0	0	5	5	7	0	0	0	7	0	1	0	0	1
17	KATI HAR	7	7	0	9	23	6	4	3	2	15	2	1	2	7	12	1	2	1	6	10	3	0	3	1	7
18	LAKHISARAI	0	0	4	0	4	25	16	9	3	53	6	1	6	0	13	11	6	2	0	19	5	0	0	10	15
19	MADHUBANI	2	1	1	0	4	0	0	10	0	10	0	0	0	1	1	22	8	5	0	35	10	0	0	5	15
20	MADHEPURA	0	0	0	0	0	0	0	0	0	0	0	0	0	0	0	0	0	0	0	0	0	0	0	0	0
21	MUNGER	179	184	276	147	786	179	189	142	122	632	93	84	69	62	308	42	43	38	35	158	31	19	15	10	75
22	MUZAFFARPUR	0	7	10	15	32	14	7	11	2	34	7	5	6	14	32	10	5	8	3	26	5	12	9	2	28
23	NAWADA	0	0	0	0	0	0	0	0	0	0	0	0	0	0	0	0	0	0	0	0	0	0	0	0	0
24	NALANDA	18	13	11	10	52	8	11	27	33	79	21	0	0	9	30	1	5	2	11	19	19	9	11	0	39
25	WEST CHAMPARAN (BETTIAH)	0	0	0	0	0	0	0	0	0	0	0	0	0	0	0	0	0	0	0	0	0	0	0	0	0
26	PATNA	26	41	36	41	144	52	10	0	0	62	0	30	0	0	30	0	28	6	15	49	26	19	16	18	79
27	EAST CHAMPARAN	0	0	0	0	0	0	0	0	0	0	0	0	0	0	0	0	0	0	0	0	0	0	0	0	0
28	PURNIA	3	8	11	10	32	3	12	14	7	36	140	5	12	4	161	10	11	5	2	28	7	6	5	2	20
29	ROHTAS	37	23	15	6	81	5	4	7	15	31	14	28	19	10	71	13	15	7	13	48	42	41	42	5	130
30	SAHARSA	0	0	0	0	0	0	0	4	0	4	0	2	2	4	8	4	1	1	0	6	0	0	0	1	1
31	SHEKHPURA	8	3	3	6	20	12	7	1	3	23	2	2	0	6	10	3	1	2	1	7	0	0	1	2	3
32	SHEOHAR	0	0	0	0	0	0	0	0	0	0	0	0	0	0	0	0	0	0	0	0	0	0	0	0	0
33	SITAMARHI	0	6	12	7	25	8	0	0	0	8	0	0	0	0	0	7	0	0	0	7	2	0	0	0	2
34	SAMASTIPUR	0	0	0	0	0	0	0	0	0	0	0	0	0	0	0	3	0	4	0	7	0	0	0	0	0
35	SARAN	0	21	5	0	26	0	21	24	16	61	0	17	10	0	27	7	0	0	0	7	26	0	0	0	26
36	SUPAUL	18	0	0	2	20	2	0	0	0	2	0	0	0	0	0	0	0	0	0	0	0	0	0	0	0
37	SIWAN	30	31	26	18	105	26	20	20	21	87	15	19	24	23	81	18	13	14	20	65	23	24	19	20	86
38	VAISHALI	0	0	0	0	0	0	0	0	0	0	0	0	0	0	0	0	0	0	2	2	0	0	2	0	2
	TOTAL	485	534	539	377	1935	442	439	386	309	1576	402	318	323	257	1300	284	231	332	261	1108	339	227	230	186	982

WEEKWISE CASE OF Dengue / DHF / DSS FOR PRESUMPTIVE SURVEILLANCE-P

Sl. NO	DISTRICT	Y E A R - 2 0 1 0																								
		August - September					September-October					October-November					November-December					December-January				
		Week No.					Week No.					Week No.					Week No.									
		33	34	35	36	Total	37	38	39	40	Total	41	42	43	44	Total	45	46	47	48	Total	49	50	51	52	Total
1	ARARIA	0	0	0	0	0	0	0	0	0	0	0	0	0	0	0	0	0	0	0	0	0	0	0		
2	AURANGABAD	0	0	0	0	0	0	5	3	0	8	1	2	0	0	3	0	0	0	0	0	0	0	0	2	2
3	ARWAL	0	1	0	0	1	0	0	0	0	0	0	0	0	0	0	0	0	0	0	0	1	0	0	0	1
4	BANKA	0	0	0	0	0	0	0	0	0	0	0	0	0	0	0	0	0	0	0	0	0	0	0	0	0
5	BEGUSARAI	0	0	0	0	0	0	29	13	8	50	21	0	0	0	21	0	0	0	0	0	0	0	0	0	0
6	BHABHUA	0	0	0	0	0	0	0	0	0	0	0	0	0	0	0	0	0	0	0	0	0	0	0	0	0
7	BHAGALPUR	0	0	0	0	0	0	0	0	0	0	0	0	0	0	0	0	0	0	0	0	1	0	0	0	1
8	BHOJPUR	0	0	0	0	0	0	0	0	0	0	0	0	0	0	0	0	0	0	0	0	0	0	0	0	0
9	BUXAR	0	0	0	0	0	0	0	0	0	0	0	0	0	0	0	0	0	0	0	0	0	0	0	0	0
10	DARBHANGA	0	0	0	0	0	0	0	0	0	0	0	0	0	0	0	0	0	0	0	0	0	0	0	0	0
11	GOPALGANJ	0	0	0	0	0	0	0	0	0	0	0	1	0	0	1	0	45	28	11	84	8	1	0	0	9
12	GAYA	0	11	0	0	11	0	0	0	2	2	0	0	25	0	25	0	0	0	0	0	0	0	0	0	0
13	JAHANABAD	0	0	0	0	0	0	0	0	0	0	0	0	0	0	0	0	0	0	0	0	0	0	0	0	0
14	JAMUI	0	0	0	0	0	0	0	0	0	0	0	0	0	0	0	0	0	0	0	0	0	0	0	0	0
15	KHAGARIA	0	0	0	0	0	0	0	0	0	0	0	0	0	0	0	0	0	0	0	0	0	0	0	0	0
16	KISHANGANJ	0	0	0	0	0	0	0	0	0	0	0	0	0	0	0	0	0	0	0	0	0	0	0	0	0
17	KATI HAR	0	0	0	0	0	0	0	0	0	0	0	0	0	0	0	0	0	0	0	0	0	0	0	0	0
18	LAKHISARAI	0	0	0	0	0	0	0	0	0	0	0	0	0	0	0	0	0	0	0	0	0	0	0	0	0
19	MADHUBANI	0	0	0	0	0	0	0	0	0	0	0	0	0	0	0	0	0	0	0	0	0	0	0	0	0
20	MADHEPURA	0	0	0	0	0	0	0	0	0	0	0	0	0	0	0	0	0	0	0	0	0	0	0	0	0
21	MUNGER	0	0	0	0	0	62	1370	855	0	2287	0	0	0	0	0	0	0	0	0	0	0	0	0	0	0
22	MUZAFFARPUR	0	0	0	0	0	0	4	1	0	5	2	0	4	6	12	5	3	4	1	13	0	0	0	0	0
23	NAWADA	0	0	0	0	0	0	0	0	0	0	0	0	0	0	0	0	0	0	0	0	0	0	0	0	0
24	NALANDA	0	0	0	0	0	0	0	0	1	1	0	0	0	0	0	0	0	1	0	1	0	0	0	0	0
25	WEST CHAMPARAN (BETTIAH)	0	0	0	0	0	0	0	0	0	0	0	0	0	0	0	0	0	0	0	0	0	0	0	0	0
26	PATNA	0	0	0	34	34	181	0	0	0	181	0	67	0	0	67	0	30	0	0	30	9	2	0	0	11
27	EAST CHAMPARAN	0	0	0	0	0	0	0	0	0	0	0	0	0	0	0	0	0	0	0	0	0	0	0	0	0
28	PURNIA	0	0	0	0	0	0	0	0	0	0	0	0	0	0	0	0	0	0	0	0	0	0	0	0	0
29	ROHTAS	0	0	0	0	0	0	0	0	0	0	0	0	1	0	1	0	0	0	0	0	0	0	0	0	0
30	SAHARSA	0	0	0	0	0	0	0	0	0	0	0	0	0	0	0	0	0	0	0	0	0	0	0	0	0
31	SHEKHPURA	0	0	0	0	0	0	0	0	0	0	0	0	0	0	0	0	0	0	0	0	0	0	0	0	0
32	SHEOHAR	0	0	0	0	0	0	0	0	0	0	0	0	0	0	0	0	0	0	0	0	0	0	0	0	0
33	SITAMARHI	0	0	0	0	0	0	0	0	0	0	0	0	0	0	0	0	0	0	0	0	0	0	0	0	0
34	SAMASTIPUR	0	0	0	0	0	0	0	0	0	0	0	0	0	0	0	0	0	0	0	0	0	0	0	0	0
35	SARAN	0	0	0	0	0	0	0	0	0	0	0	0	0	0	0	0	0	0	0	0	0	0	0	0	0
36	SUPAUL	0	0	0	0	0	0	0	0	0	0	0	0	0	0	0	0	0	0	0	0	0	0	0	0	0
37	SIWAN	0	0	0	0	0	0	0	0	0	0	0	2	0	0	2	0	1	0	0	1	0	0	0	0	0
38	VAISHALI	0	0	0	0	0	0	0	0	0	0	0	0	0	0	0	0	0	0	0	0	0	0	0	0	0
	TOTAL	0	12	0	34	46	243	1408	872	11	2534	24	72	30	6	132	5	79	33	12	129	19	3	0	2	24

SHEET - G

Ministry of Health & Family Welfare(IDSP)
Government of India

WEEKWISE CASE OF Chikungunya FOR PRESUMPTIVE SURVEILLANCE-P

Y E A R - 2 0 1 0

Sl. NO	DISTRICT	August - September					September-October					October-November					November-December					December-January				
		Week No.					Week No.					Week No.					Week No.					Week No.				
		33	34	35	36	Total	37	38	39	40	Total	41	42	43	44	Total	45	46	47	48	Total	49	50	51	52	Total
1	ARARIA	0	0	0	0	0	0	0	0	0	0	0	0	0	0	0	0	0	0	3	3	0	0	0	0	0
2	AURANGABAD	0	0	0	0	0	0	0	0	0	0	0	0	0	0	0	0	0	0	0	0	0	0	0	0	0
3	ARWAL	0	0	0	0	0	0	0	0	0	0	0	0	0	0	0	0	0	0	0	0	0	0	0	0	0
4	BANKA	0	0	0	0	0	0	0	0	0	0	0	0	0	0	0	0	0	0	0	0	0	0	0	0	0
5	BEGUSARAI	0	0	0	0	0	0	0	0	0	0	0	0	0	0	0	0	0	0	0	0	0	0	0	0	0
6	BHABHUA	0	0	0	0	0	0	0	0	0	0	0	0	0	0	0	0	0	0	0	0	0	0	0	0	0
7	BHAGALPUR	0	0	0	0	0	0	0	0	0	0	0	0	0	0	0	0	0	0	0	0	0	0	0	0	0
8	BHOJPUR	0	0	0	0	0	0	0	0	0	0	0	0	0	0	0	0	0	0	0	0	0	0	0	0	0
9	BUXAR	0	0	0	0	0	0	0	0	0	0	0	0	0	0	0	0	0	0	0	0	0	0	0	0	0
10	DARBHANGA	0	0	0	0	0	0	0	0	0	0	0	0	0	0	0	0	0	0	0	0	0	0	0	0	0
11	GOPALGANJ	0	0	0	0	0	0	0	0	0	0	0	0	0	0	0	0	0	0	0	0	0	0	0	0	0
12	GAYA	0	0	0	0	0	0	0	0	0	0	0	0	0	0	0	0	0	0	0	0	0	0	0	0	0
13	JAHANABAD	0	0	0	0	0	0	0	0	0	0	0	0	0	0	0	0	0	0	0	0	0	0	0	0	0
14	JAMUI	0	0	0	0	0	0	0	0	0	0	0	0	0	0	0	0	0	0	0	0	0	0	0	0	0
15	KHAGARIA	0	0	0	0	0	0	0	0	0	0	0	0	0	0	0	0	0	0	0	0	0	0	0	0	0
16	KISHANGANJ	0	0	0	0	0	0	0	0	0	0	0	0	0	0	0	0	0	0	0	0	0	0	0	0	0
17	KATI HAR	0	0	0	0	0	0	0	0	0	0	0	0	0	0	0	0	0	0	0	0	0	0	0	0	0
18	LAKHISARAI	0	0	0	0	0	0	0	0	0	0	0	0	0	0	0	0	0	0	0	0	0	0	0	0	0
19	MADHUBANI	0	0	0	0	0	0	0	0	0	0	0	0	0	0	0	0	0	0	0	0	0	0	0	0	0
20	MADHEPURA	0	0	0	0	0	0	0	0	0	0	0	0	0	0	0	0	0	0	0	0	0	0	0	0	0
21	MUNGER	0	0	0	0	0	0	0	0	0	0	0	0	0	0	0	0	0	0	0	0	0	0	0	0	0
22	MUZAFFARPUR	0	0	0	0	0	0	0	0	0	0	0	0	3	3	0	0	0	0	0	0	0	0	0	0	0
23	NAWADA	0	0	0	0	0	0	0	0	0	0	0	0	0	0	0	0	0	0	0	0	0	0	0	0	0
24	NALANDA	0	0	0	0	0	0	0	0	0	0	0	0	0	0	0	0	0	0	0	0	0	0	0	0	0
25	WEST CHAMPARAN (BETTIAH)	0	0	0	0	0	0	0	0	0	0	0	0	0	0	0	0	0	0	0	0	0	0	0	0	0
26	PATNA	0	0	0	0	0	0	0	0	0	0	0	0	0	0	0	0	0	0	0	0	0	0	0	0	0
27	EAST CHAMPARAN	0	0	0	0	0	0	0	0	0	0	0	0	0	0	0	0	0	0	0	0	0	0	0	0	0
28	PURNIA	0	0	0	0	0	0	0	0	0	0	0	0	0	0	0	0	0	0	0	0	0	0	0	0	0
29	ROHTAS	0	0	0	0	0	0	0	0	0	0	0	0	0	0	0	0	0	0	0	0	0	0	1	0	1
30	SAHARSA	0	0	0	0	0	0	0	0	0	0	0	0	0	0	0	0	0	0	0	0	0	0	0	0	0
31	SHEKHPURA	0	0	0	0	0	0	0	0	0	0	0	0	0	0	0	0	0	0	0	0	0	0	0	0	0
32	SHEOHAR	0	0	0	0	0	0	0	0	0	0	0	0	0	0	0	0	0	0	0	0	0	0	0	0	0
33	SITAMARHI	0	0	0	0	0	0	0	0	0	0	0	0	0	0	0	0	0	0	0	0	0	0	0	0	0
34	SAMASTIPUR	0	0	0	0	0	0	0	0	0	0	0	0	0	0	0	0	0	0	0	0	0	0	0	0	0
35	SARAN	0	0	0	0	0	0	0	0	0	0	0	0	0	0	0	0	0	0	0	0	0	0	0	0	0
36	SUPAUL	0	0	0	0	0	0	0	0	0	0	0	0	0	0	0	0	0	0	0	0	0	0	0	0	0
37	SIWAN	0	0	0	0	0	0	0	0	0	0	0	0	0	0	0	0	0	0	0	0	0	0	0	0	0
38	VAISHALI	0	0	0	0	0	0	0	0	0	0	0	0	0	0	0	0	0	0	0	0	0	0	0	0	0
	TOTAL	0	0	0	0	0	0	0	0	0	0	0	3	0	3	0	0	0	0	3	3	0	0	1	0	1

SHEET - H

Ministry of Health & Family Welfare(IDSP)
Government of India

WEEKWISE CASE OF Acute Encephalitis Syndrome FOR PRESUMPTIVE SURVEILLANCE-P

Y E A R - 2 0 1 0

SI. NO	DISTRICT	August - September				September-October				October-November				November-December				December-January							
		Week No.				Week No.				Week No.				Week No.				Week No.							
		33	34	35	36	Total	37	38	39	40	Total	41	42	43	44	Total	45	46	47	48	Total	49	50	51	52
1	ARARIA	0	0	0	0	0	0	0	0	0	0	0	0	0	0	0	0	0	0	0	0	0	0	0	0
2	AURANGABAD	0	0	0	0	0	0	0	0	0	0	0	0	0	0	0	0	0	0	0	0	0	0	0	0
3	ARWAL	0	0	0	0	0	0	0	0	0	0	0	0	0	0	0	0	0	0	0	0	0	0	0	0
4	BANKA	0	0	0	0	0	0	0	0	0	0	0	0	0	0	0	0	0	0	0	0	0	0	0	0
5	BEGUSARAI	0	0	0	0	0	0	0	0	0	0	0	1	0	1	0	0	1	0	1	0	0	0	0	0
6	BHABHUA	0	0	0	0	0	0	0	0	0	0	0	0	0	0	0	0	0	0	0	0	0	0	0	0
7	BHAGALPUR	0	0	0	0	0	0	0	0	0	0	0	0	0	0	0	0	0	0	0	0	0	0	0	0
8	BHOJPUR	0	0	0	0	0	0	0	0	0	0	0	0	0	0	0	0	0	0	0	0	0	0	0	0
9	BUXAR	0	0	0	0	0	0	0	0	0	0	0	0	0	0	0	0	0	0	0	0	0	0	0	0
10	DARBHANGA	0	0	0	0	0	0	0	0	0	0	0	0	0	0	0	0	0	0	0	0	0	0	0	0
11	GOPALGANJ	0	0	0	0	0	0	0	0	0	0	0	0	0	0	0	0	0	0	0	0	0	0	0	0
12	GAYA	0	0	0	0	0	0	0	0	0	0	0	0	0	0	0	0	0	0	0	0	0	0	0	0
13	JAHANABAD	0	0	0	0	0	0	0	0	0	0	0	0	0	0	0	0	0	0	0	0	0	0	0	0
14	JAMUI	0	0	0	0	0	0	0	0	0	0	0	0	0	0	0	0	0	0	0	0	0	0	0	0
15	KHAGARIA	0	0	0	0	0	0	0	0	0	0	0	0	0	0	0	0	0	0	0	0	0	0	0	0
16	KISHANGANJ	0	0	0	0	0	0	0	0	0	0	0	0	0	0	0	0	0	0	0	0	10	0	19	0
17	KATI HAR	0	0	0	0	0	0	0	0	0	0	0	0	0	0	0	0	0	0	0	0	0	0	0	0
18	LAKHISARAI	0	0	0	0	0	0	0	0	0	0	0	0	0	0	0	0	0	0	0	0	0	0	0	0
19	MADHUBANI	0	0	0	0	0	0	0	0	0	0	0	0	0	0	0	0	0	0	0	0	0	0	0	0
20	MADHEPURA	0	0	0	0	0	0	0	0	0	0	0	0	0	0	0	0	0	0	0	0	0	0	0	0
21	MUNGER	0	2	0	3	5	0	0	0	3	3	0	0	0	0	0	0	0	0	0	0	0	0	0	0
22	MUZAFFARPUR	0	10	15	5	30	9	6	10	0	25	5	5	6	11	27	0	0	3	0	3	2	0	0	2
23	NAWADA	0	0	0	0	0	0	0	0	0	0	0	0	0	0	0	0	0	0	0	0	0	0	0	0
24	NALANDA	0	0	0	0	0	0	2	0	0	2	0	0	0	0	0	0	30	34	64	0	27	32	39	98
25	WEST CHAMPARAN (BETTIAH)	0	0	0	0	0	0	0	0	0	0	0	0	0	0	0	0	0	0	0	0	0	0	0	0
26	PATNA	34	39	14	41	128	48	0	0	0	48	0	38	0	0	38	0	34	0	0	34	23	18	0	22
27	EAST CHAMPARAN	0	0	0	0	0	0	0	0	0	0	0	0	0	0	0	1	0	2	3	0	0	0	0	0
28	PURNIA	0	0	0	0	0	0	0	0	0	0	0	0	0	0	0	0	0	0	0	0	0	0	0	0
29	ROHTAS	0	0	0	0	0	0	0	0	0	0	0	0	0	0	0	0	0	0	0	0	0	1	0	1
30	SAHARSA	0	0	0	0	0	0	0	0	0	0	0	0	0	0	0	0	2	1	3	0	0	0	0	0
31	SHEKHPURA	0	0	0	0	0	0	0	0	0	0	0	0	0	0	0	0	0	0	0	0	0	0	0	0
32	SHEOHAR	0	0	0	0	0	0	0	0	0	0	0	0	0	0	0	0	0	0	0	0	0	0	0	0
33	SITAMARHI	0	0	0	0	0	0	0	0	0	0	0	0	0	0	0	0	0	0	0	0	0	0	0	0
34	SAMASTIPUR	0	0	0	0	0	0	0	0	0	0	0	0	0	0	0	0	0	0	0	0	0	0	0	0
35	SARAN	0	0	0	0	0	0	0	0	0	0	0	0	0	0	0	0	0	0	0	0	0	0	0	0
36	SUPAUL	0	0	0	0	0	0	0	0	0	0	0	0	0	0	0	0	0	0	0	0	0	0	0	0
37	SIWAN	0	0	0	0	0	0	0	2	0	2	0	0	0	0	0	0	0	0	0	0	0	0	0	0
38	VAISHALI	0	0	0	0	0	0	0	0	0	0	0	0	0	0	0	0	0	0	0	0	0	0	0	0
TOTAL		34	51	29	49	163	57	8	12	3	80	5	43	7	11	66	0	35	36	37	108	35	45	52	61

SHEET - I

Ministry of Health & Family Welfare(IDSP)
Government of India

WEEKWISE CASE OF Meningitis FOR PRESUMPTIVE SURVEILLANCE-P

Sl. NO	DISTRICT	Y E A R - 2 0 1 0																								
		August - September					September-October					October-November					November-December					December-January				
		Week No.					Week No.					Week No.					Week No.					Week No.				
33	34	35	36	Total	37	38	39	40	Total	41	42	43	44	Total	45	46	47	48	Total	49	50	51	52	Total		
1	ARARIA	0	0	0	0	0	0	0	0	0	0	0	0	0	0	0	0	0	0	0	0	0	0	0	0	
2	AURANGABAD	0	0	0	0	0	0	0	0	0	0	0	0	0	0	0	0	0	0	0	0	0	0	0	0	
3	ARWAL	0	0	0	0	0	0	0	0	0	0	0	0	0	0	0	0	0	0	0	0	0	0	0	0	
4	BANKA	0	0	0	0	0	0	0	0	0	0	0	0	0	0	0	0	0	0	0	0	0	0	0	0	
5	BEGUSARAI	0	0	0	0	0	0	0	0	0	0	0	0	0	0	0	0	0	0	0	0	0	0	0	0	
6	BHABHUA	0	0	0	0	0	0	0	0	0	0	0	0	0	0	0	0	0	0	0	0	0	0	0	0	
7	BHAGALPUR	0	0	0	0	0	0	0	0	0	0	0	0	0	0	0	0	0	0	0	0	4	3	0	7	
8	BHOJPUR	0	0	0	0	0	0	0	0	0	0	0	0	0	0	0	0	0	0	0	0	0	0	0	0	
9	BUXAR	0	0	0	0	0	0	0	0	0	0	0	0	0	0	0	0	0	0	0	0	0	0	0	0	
10	DARBHANGA	0	0	0	0	0	0	0	0	0	0	0	0	0	0	0	0	0	0	0	0	0	0	0	0	
11	GOPALGANJ	0	0	0	0	0	0	0	0	0	0	0	0	0	0	0	0	0	0	0	0	0	0	0	0	
12	GAYA	0	0	0	0	0	0	0	0	0	0	0	0	0	0	0	0	0	0	0	0	0	0	0	0	
13	JAHANABAD	0	0	0	0	0	0	0	0	0	0	0	0	0	0	0	0	0	0	0	0	0	0	0	0	
14	JAMUI	0	0	0	0	0	0	0	0	0	0	0	0	0	0	0	0	0	0	0	0	0	0	0	0	
15	KHAGARIA	0	0	0	0	0	0	0	0	0	0	0	0	0	0	0	0	0	0	0	0	0	0	0	0	
16	KISHANGANJ	0	0	0	0	0	0	0	0	0	0	0	0	0	0	0	0	0	0	0	0	0	2	0	2	
17	KATI HAR	0	0	0	0	0	0	0	0	0	0	0	1	1	0	2	2	0	4	0	0	0	0	0	0	
18	LAKHISARAI	0	0	0	0	0	0	0	0	0	0	0	0	0	0	0	0	0	0	0	0	0	0	0	0	
19	MADHUBANI	0	0	0	0	0	0	0	0	0	0	0	0	0	0	0	0	0	0	0	0	0	0	0	0	
20	MADHEPURA	0	0	0	0	0	0	0	0	0	0	0	0	0	0	0	0	0	0	0	0	0	0	0	0	
21	MUNGER	0	0	0	0	0	0	0	0	0	0	0	0	0	0	0	0	0	0	0	0	0	0	0	0	
22	MUZAFFARPUR	0	10	3	5	18	6	2	7	0	15	14	9	0	9	32	10	0	4	0	14	0	0	4	4	
23	NAWADA	0	0	0	0	0	0	0	0	0	0	0	0	0	0	0	0	0	0	0	0	0	0	0	0	
24	NALANDA	0	0	0	0	0	0	0	0	0	0	0	0	0	0	0	0	5	6	11	0	9	17	16	42	
25	W.CHAMPARAN	0	0	0	0	0	0	0	0	0	0	0	0	0	0	0	0	0	0	0	0	0	0	0	0	
26	PATNA	45	36	35	38	154	33	0	0	0	33	0	36	0	36	0	33	1	0	34	24	29	0	32	85	
27	E. CHAMPARAN	0	0	0	0	0	0	0	0	0	0	0	0	0	0	0	0	0	0	0	0	0	0	0	0	
28	PURNIA	0	2	2	0	4	0	0	1	1	2	0	0	0	0	0	0	0	0	0	0	0	0	0	0	
29	ROHTAS	0	0	0	0	0	0	0	0	0	0	0	0	0	0	0	0	0	0	0	0	0	0	0	0	
30	SAHARSA	0	0	0	0	0	0	0	0	0	0	0	0	0	0	0	0	0	0	0	0	0	0	0	0	
31	SHEKHPURA	0	0	0	0	0	0	0	0	0	0	0	0	0	0	0	0	0	0	0	0	0	0	0	0	
32	SHEOHAR	0	0	0	0	0	0	0	0	0	0	0	0	0	0	0	0	0	0	0	0	0	0	0	0	
33	SITAMARHI	0	0	0	0	0	0	0	0	0	0	0	0	0	0	0	0	0	0	0	0	0	0	0	0	
34	SAMASTIPUR	0	0	0	0	0	0	0	0	0	9	0	0	0	9	0	0	0	0	0	0	0	0	0	0	
35	SARAN	0	0	0	0	0	0	0	0	0	0	0	0	0	0	0	0	0	0	0	0	0	0	0	0	
36	SUPAUL	0	0	0	0	0	0	0	0	0	0	0	0	0	0	0	0	0	0	0	0	0	0	0	0	
37	SIWAN	0	0	6	2	8	0	0	6	6	12	2	0	6	8	0	6	0	0	6	0	0	0	26	26	
38	VAISHALI	0	0	0	0	0	0	0	0	0	0	0	0	0	0	0	0	0	0	0	0	0	0	0	0	
TOTAL		45	48	46	45	184	39	2	14	7	62	25	45	6	10	86	10	41	12	6	69	28	43	17	78	166

WEEKWISE CASE OF Measles FOR PRESUMPTIVE SURVEILLANCE-P

Y E A R - 2 0 1 0

SI. NO	DISTRICT	Y E A R - 2 0 1 0																								
		August - September					September-October					October-November					November-December					December-January				
		Week No.					Week No.					Week No.					Week No.					Week No.				
33	34	35	36	Total	37	38	39	40	Total	41	42	43	44	Total	45	46	47	48	Total	49	50	51	52	Total		
1	ARARIA	9	11	0	3	23	11	24	0	15	50	18	18	17	9	62	7	13	0	14	34	9	19	13	15	56
2	AURANGABAD	0	0	0	0	0	0	0	0	0	0	0	0	0	0	0	0	0	0	0	0	0	0	0	0	0
3	ARWAL	0	0	0	1	1	0	0	0	0	0	0	0	0	0	0	0	0	0	0	0	0	0	0	0	0
4	BANKA	0	0	0	0	0	0	0	0	0	0	0	0	0	0	0	0	0	0	0	0	0	0	0	0	0
5	BEGUSARAI	0	0	0	0	0	0	0	0	0	0	0	0	0	0	0	0	0	0	0	0	1	0	0	0	1
6	BHABHUA	0	0	0	0	0	0	0	0	0	0	0	0	0	0	0	0	0	0	0	0	0	0	0	0	0
7	BHAGALPUR	0	0	3	0	3	4	0	0	3	7	2	0	3	1	6	2	6	2	1	11	5	2	1	0	8
8	BHOJPUR	0	0	0	0	0	0	0	0	0	0	0	0	0	0	0	0	0	0	0	0	0	0	0	0	0
9	BUXAR	0	0	0	0	0	0	0	0	0	0	0	0	0	0	0	0	0	0	0	0	0	0	0	0	0
10	DARBHANGA	0	0	0	0	0	0	0	0	0	0	0	0	0	0	0	0	0	0	0	0	0	0	0	0	0
11	GOPALGANJ	0	0	0	0	0	0	0	0	0	0	0	0	0	0	0	0	0	2	0	2	3	2	1	2	8
12	GAYA	0	0	0	5	5	0	1	0	0	1	2	1	3	0	6	1	0	1	2	4	0	0	0	0	0
13	JAHANABAD	0	0	0	0	0	0	0	0	0	0	0	0	0	0	0	0	0	0	0	0	0	0	0	0	0
14	JAMUI	0	0	0	0	0	0	0	0	0	0	0	0	0	0	0	0	0	0	0	0	0	1	4	5	5
15	KHAGARIA	0	0	0	0	0	0	0	0	0	0	0	0	0	0	0	0	0	0	0	0	0	0	0	0	0
16	KISHANGANJ	0	0	0	0	0	0	0	0	0	0	0	0	0	0	0	0	0	0	0	0	1	0	0	1	2
17	KATIHAR	2	0	0	4	6	0	0	2	4	6	4	2	6	4	16	0	0	4	8	12	0	0	0	4	4
18	LAKHISARAI	0	0	0	0	0	0	0	0	0	0	0	0	0	0	0	2	0	0	2	0	0	0	0	0	0
19	MADHUBANI	0	0	0	0	0	0	0	0	0	0	0	0	0	0	0	0	0	0	0	0	0	0	0	0	0
20	MADHEPURA	0	0	0	0	0	0	0	0	0	0	0	0	0	0	0	0	0	0	0	0	0	0	0	0	0
21	MUNGER	0	0	0	0	0	0	0	0	0	0	0	0	0	0	0	0	0	0	0	0	0	0	0	0	0
22	MUZAFFARPUR	4	4	7	0	15	0	4	4	2	10	2	5	7	13	27	13	5	4	2	24	8	5	5	2	20
23	NAWADA	0	0	0	0	0	0	0	0	0	0	0	0	0	0	0	0	0	0	0	0	0	0	0	0	0
24	NALANDA	1	1	0	0	2	0	0	0	0	0	0	0	2	2	1	0	11	15	27	16	11	13	12	52	
25	WEST CHAMPARAN (BETTIAH)	0	0	0	0	0	0	0	0	0	0	0	0	0	0	0	0	0	0	0	0	0	0	0	0	0
26	PATNA	0	0	0	0	0	0	0	0	0	0	0	0	0	0	0	0	0	0	0	0	0	0	5	5	
27	EAST CHAMPARAN	0	3	0	0	3	0	0	0	0	0	0	0	0	0	0	0	0	0	0	0	0	0	0	0	0
28	PURNIA	0	0	0	0	0	0	0	0	0	0	0	0	0	0	1	0	3	0	4	0	0	0	0	0	0
29	ROHTAS	0	0	0	1	1	0	0	0	0	0	0	0	0	0	0	0	0	1	1	2	0	0	0	1	3
30	SAHARSA	0	0	0	0	0	0	0	0	0	0	0	0	0	0	0	0	0	0	0	0	0	0	0	0	0
31	SHEKHPURA	0	0	0	0	0	0	0	0	0	0	0	0	0	0	0	0	0	0	0	0	0	0	0	0	0
32	SHEOHAR	0	0	0	0	0	0	0	0	0	0	0	0	0	0	0	0	0	0	0	0	0	0	0	0	0
33	SITAMARHI	0	0	0	0	0	0	0	0	0	0	0	0	0	0	0	0	0	0	0	0	0	0	0	0	0
34	SAMASTIPUR	0	0	0	0	0	0	0	0	0	0	0	0	0	0	0	0	0	110	0	110	0	0	0	0	0
35	SARAN	0	0	0	0	0	0	0	0	0	0	0	0	0	0	0	0	0	0	0	0	0	0	0	0	0
36	SUPAUL	0	0	0	0	0	0	0	0	0	0	0	0	0	0	0	0	0	0	0	0	0	0	0	0	0
37	SIWAN	0	0	0	0	0	0	0	0	0	0	1	0	0	0	1	0	0	0	0	0	0	0	0	0	0
38	VAISHALI	0	0	0	0	0	0	0	0	0	0	0	0	0	0	0	0	0	0	0	0	0	0	0	0	0
	TOTAL	16	19	10	14	59	15	29	6	24	74	29	26	36	29	120	25	26	137	43	231	45	39	34	46	164

SHEET - K

Ministry of Health & Family Welfare(IDSP)

Government of India

WEEKWISE CASE OF Diphtheria FOR PRESUMPTIVE SURVEILLANCE-P

Y E A R - 2 0 1 0

SI. NO	DISTRICT	Y E A R - 2 0 1 0																								
		August - September					September-October					October-November					November-December					December-January				
		Week No.					Week No.					Week No.					Week No.					Week No.				
33	34	35	36	Total	37	38	39	40	Total	41	42	43	44	Total	45	46	47	48	Total	49	50	51	52	Total		
1	ARARIA	0	0	0	0	0	0	0	0	0	0	0	0	0	0	0	0	0	0	0	0	0	0	0	0	
2	AURANGABAD	0	0	11	0	11	0	0	0	0	0	0	0	0	0	0	0	0	0	0	0	0	0	0	0	
3	ARWAL	0	0	2	0	2	0	0	0	0	0	0	0	0	0	0	0	0	0	0	0	0	0	0	0	
4	BANKA	0	0	0	0	0	0	0	0	0	0	0	0	0	0	0	0	0	0	0	0	0	0	0	0	
5	BEGUSARAI	0	0	0	0	0	0	0	0	0	0	0	0	0	0	0	0	2	1	3	1	3	2	0	6	
6	BHABHUA	0	0	0	0	0	0	0	0	0	0	0	0	0	0	0	0	0	0	0	0	0	0	0	0	
7	BHAGALPUR	10	0	9	8	27	20	0	0	20	40	8	0	24	7	39	11	15	12	9	47	12	6	11	29	
8	BHOJPUR	0	0	0	0	0	0	0	0	0	0	0	0	0	0	0	0	0	0	0	0	0	0	0	0	
9	BUXAR	0	0	0	0	0	0	0	0	0	0	0	0	0	0	0	0	0	0	0	0	0	0	0	0	
10	DARBHANGA	0	0	0	0	0	0	0	0	0	0	0	0	0	0	0	0	0	0	0	0	0	0	0	0	
11	GOPALGANJ	0	0	0	0	0	0	0	0	0	0	0	0	0	0	0	0	0	0	0	0	0	0	0	0	
12	GAYA	0	0	0	0	0	0	0	0	0	0	0	0	0	0	0	0	0	0	0	0	0	0	0	0	
13	JAHANABAD	0	0	0	0	0	70	0	0	0	70	0	0	0	0	0	0	0	0	0	0	0	0	0	0	
14	JAMUI	0	0	0	0	0	0	0	0	0	0	0	0	0	0	0	0	0	0	0	0	0	0	0	0	
15	KHAGARIA	0	0	0	0	0	0	0	0	0	0	0	0	0	0	0	0	0	0	0	0	0	0	0	0	
16	KISHANGANJ	0	0	0	0	0	0	0	0	0	0	0	0	0	0	0	0	0	0	0	0	0	0	0	0	
17	KATI HAR	0	0	0	0	0	0	0	0	0	0	0	0	0	0	0	0	0	0	0	0	0	0	0	0	
18	LAKHISARAI	0	0	0	0	0	0	0	0	0	0	0	0	0	0	0	0	0	0	0	0	0	0	0	0	
19	MADHUBANI	0	0	0	0	0	0	0	0	0	0	0	0	0	0	0	0	0	0	0	0	0	0	0	0	
20	MADHEPURA	0	0	0	0	0	0	0	0	0	0	0	0	0	0	0	0	0	0	0	0	0	0	0	0	
21	MUNGER	0	0	0	0	0	0	0	0	0	0	0	0	0	0	0	0	0	0	0	0	0	0	0	0	
22	MUZAFFARPUR	0	0	0	0	0	0	0	0	0	0	0	0	17	0	17	5	0	0	0	5	0	0	0	0	
23	NAWADA	0	0	0	0	0	0	0	0	0	0	0	0	0	0	0	0	0	0	0	0	0	0	0		
24	NALANDA	0	0	0	0	0	0	0	0	0	0	2	0	0	2	0	0	0	0	0	0	0	0	0	0	
25	WEST CHAMPARAN (BETIAH)	0	0	0	0	0	0	0	0	0	0	0	0	0	0	0	0	0	0	0	0	0	0	0	0	
26	PATNA	0	0	0	0	0	0	0	0	0	0	0	0	0	0	0	0	0	1	1	1	0	0	0	1	
27	EAST CHAMPARAN	0	0	0	0	0	0	0	0	0	0	0	0	0	0	0	0	0	0	0	0	0	0	0	0	
28	PURNIA	0	0	0	0	0	0	0	0	0	0	0	0	0	0	0	0	0	0	0	0	0	0	0	0	
29	ROHTAS	0	0	0	0	0	0	0	0	0	0	0	0	0	0	0	0	0	0	0	0	0	0	0	0	
30	SAHARSA	0	0	0	0	0	0	0	0	0	0	0	0	0	0	0	0	0	0	0	0	0	0	0	0	
31	SHEKHPURA	0	0	0	0	0	0	0	0	0	0	0	0	0	0	0	0	0	0	0	0	0	0	0	0	
32	SHEOHAR	0	0	0	0	0	0	0	0	0	0	0	0	0	0	0	0	0	0	0	0	0	0	0	0	
33	SITAMARHI	0	0	0	0	0	0	0	0	0	0	0	0	0	0	0	0	0	0	0	0	0	0	0	0	
34	SAMASTIPUR	0	0	0	0	0	0	0	0	0	0	0	0	0	0	0	0	0	0	0	0	0	0	0	0	
35	SARAN	0	0	0	0	0	0	0	0	0	0	0	0	0	0	0	0	0	0	0	0	0	0	0	0	
36	SUPAUL	1	0	0	0	1	0	0	0	0	0	0	0	0	0	0	0	0	0	0	0	0	0	0	0	
37	SIWAN	0	0	0	0	0	0	0	0	0	0	0	0	0	0	0	0	0	0	0	0	0	0	0	0	
38	VAISHALI	0	0	0	0	0	0	0	0	0	0	0	0	0	0	0	0	0	0	0	0	0	0	0	0	
	TOTAL	11	0	22	8	41	90	0	0	20	110	8	2	41	7	58	16	15	25	11	67	14	9	13	0	36

SHEET - L

Ministry of Health & Family Welfare(IDSP)
Government of India

WEEKWISE CASE OF Pertussis FOR PRESUMPTIVE SURVEILLANCE-P

Sl. NO	DISTRICT	Y E A R - 2 0 1 0																								
		August - September					September-October					October-November					November-December					December-January				
		Week No.					Week No.					Week No.					Week No.					Week No.				
		33	34	35	36	Total	37	38	39	40	Total	41	42	43	44	Total	45	46	47	48	Total	49	50	51	52	Total
1	ARARIA	0	0	0	0	0	0	0	0	0	0	0	0	0	0	0	0	12	0	12	0	0	0	0	0	
2	AURANGABAD	0	0	139	0	139	0	0	0	0	0	0	0	0	0	0	0	0	0	0	0	0	0	0	0	
3	ARWAL	23	71	60	58	212	32	42	51	0	125	39	8	38	12	97	24	26	38	35	123	0	0	0	0	
4	BANKA	0	0	0	0	0	0	0	0	0	0	0	0	0	0	0	0	0	0	0	0	0	0	0	0	
5	BEGUSARAI	0	0	0	0	0	0	0	0	0	0	2	0	0	2	0	12	0	0	12	2	0	0	0	2	
6	BHABHUA	0	0	0	0	0	0	0	0	0	0	0	0	0	0	0	0	0	0	0	0	0	0	0	0	
7	BHAGALPUR	1	0	0	0	1	0	0	0	0	0	0	0	0	0	0	0	0	0	0	0	2	2	0	1	5
8	BHOJPUR	0	0	0	0	0	0	0	0	0	0	0	0	0	0	0	0	0	0	0	0	0	0	0	0	
9	BUXAR	0	0	0	0	0	0	0	0	0	0	0	0	0	0	0	0	0	0	0	0	0	0	0	0	
10	DARBHANGA	0	0	0	0	0	0	0	0	0	0	0	0	0	0	0	0	0	0	0	0	0	0	0	0	
11	GOPALGANJ	0	0	0	0	0	0	0	0	0	0	0	0	0	0	0	0	0	2	0	2	0	0	0	0	
12	GAYA	0	0	0	0	0	0	0	0	0	0	0	0	0	0	0	0	0	0	0	0	2	1	2	5	
13	JAHANABAD	0	0	0	0	0	1	0	0	0	1	0	0	0	0	0	1	0	2	3	3	0	0	0	3	
14	JAMUI	0	0	0	0	0	0	0	0	0	0	0	0	0	0	0	0	0	0	0	0	0	0	2	2	
15	KHAGARIA	0	0	0	0	0	0	0	0	0	0	0	0	0	0	0	0	0	0	0	0	0	0	0	0	
16	KISHANGANJ	0	0	0	0	0	0	0	0	0	0	0	0	0	0	0	0	0	0	0	0	0	0	0	0	
17	KATI HAR	6	42	0	8	56	0	0	13	2	15	2	2	2	6	12	0	0	8	16	24	0	0	0	2	2
18	LAKHISARAI	0	0	0	0	0	0	0	0	0	0	0	0	0	0	0	0	0	0	0	0	1	0	0	0	1
19	MADHUBANI	0	0	0	0	0	0	0	0	0	0	0	0	0	0	0	0	0	0	0	0	0	0	0	0	
20	MADHEPURA	0	0	0	0	0	0	0	0	0	0	0	0	0	0	0	0	0	0	0	0	0	0	0	0	
21	MUNGER	0	0	0	0	0	0	0	0	0	0	0	0	0	0	0	0	0	0	0	0	0	0	0	0	
22	MUZAFFARPUR	0	0	1	0	1	0	0	0	0	0	0	0	7	0	7	0	0	0	0	0	0	0	0	0	0
23	NAWADA	0	0	0	0	0	0	0	0	0	0	0	0	0	0	0	0	0	0	0	0	0	0	0	0	
24	NALANDA	0	0	0	0	0	0	0	0	0	0	0	0	2	2	0	0	0	0	0	0	45	43	49	137	
25	WEST CHAMPARAN (BETTIAH)	0	0	0	0	0	0	0	0	0	0	0	0	0	0	0	0	0	0	0	0	0	0	0	0	
26	PATNA	0	0	0	0	0	0	0	0	0	0	0	0	0	0	0	0	0	0	0	0	0	0	0	0	
27	EAST CHAMPARAN	0	0	0	0	0	0	0	0	0	0	0	0	0	0	0	0	0	0	0	0	0	0	0	0	
28	PURNIA	3	2	2	0	7	2	2	2	2	8	0	0	0	0	0	2	1	0	0	3	0	0	0	0	
29	ROHTAS	14	8	4	6	32	7	0	0	1	8	16	0	0	0	16	3	2	0	3	8	6	4	3	45	58
30	SAHARSA	0	0	0	0	0	0	0	0	0	0	0	0	0	0	0	0	0	0	0	0	0	0	0	0	
31	SHEKHPURA	0	0	0	0	0	0	0	0	0	0	0	0	0	0	0	0	0	0	0	0	0	0	0	0	
32	SHEOCHAR	0	0	0	0	0	0	0	0	0	0	0	0	0	0	0	0	0	0	0	0	0	0	0	0	
33	SITAMARHI	0	0	0	0	0	0	0	0	0	0	0	0	0	0	0	0	0	0	0	0	0	0	0	0	
34	SAMASTIPUR	0	0	0	0	0	0	0	0	0	0	0	0	0	0	7	8	8	0	23	0	0	0	0	0	
35	SARAN	0	0	0	0	0	0	7	11	7	25	0	0	11	0	11	13	0	0	0	13	7	0	0	0	7
36	SUPAUL	0	0	0	0	0	0	0	0	0	0	0	0	0	0	0	0	0	0	0	0	0	0	0	0	
37	SIWAN	0	0	1	0	1	4	0	0	0	4	0	0	0	0	0	0	0	0	0	0	0	0	0	0	
38	VAISHALI	0	0	0	0	0	0	0	0	0	0	0	0	0	0	0	0	0	0	0	0	0	0	0	0	
TOTAL		47	123	207	72	449	46	51	77	12	186	57	12	58	20	147	49	50	68	56	223	21	53	47	101	222

SHEET - M

Ministry of Health & Family Welfare(IDSP)
Government of India

WEEKWISE CASE OF Chicken Pox FOR PRESUMPTIVE SURVEILLANCE-P

Sl. NO	DISTRICT	Y E A R - 2 0 1 0																								
		August - September					September-October					October-November					November-December					December-January				
		Week No.					Week No.					Week No.					Week No.					Week No.				
		33	34	35	36	Total	37	38	39	40	Total	41	42	43	44	Total	45	46	47	48	Total	49	50	51	52	Total
1	ARARIA	0	0	0	0	0	0	60	0	0	60	0	0	0	0	0	0	0	3	0	3	0	0	0	0	0
2	AURANGABAD	24	0	10	0	34	0	0	0	0	0	0	0	0	0	0	0	0	0	0	0	0	0	0	0	0
3	ARWAL	0	60	0	0	60	0	0	0	0	0	1	0	0	0	1	0	0	0	0	0	0	0	0	0	0
4	BANKA	0	0	0	0	0	0	0	0	0	0	0	0	0	0	0	0	0	0	0	0	0	0	0	0	0
5	BEGUSARAI	0	0	0	0	0	0	0	0	0	0	0	0	0	2	2	0	15	0	0	15	0	0	0	0	0
6	BHABHUA	0	0	0	0	0	0	0	0	0	0	0	0	0	0	0	0	0	0	0	0	0	0	0	0	0
7	BHAGALPUR	0	0	0	0	0	0	0	0	0	0	0	0	0	0	0	0	0	1	0	1	0	0	32	0	32
8	BHOJPUR	0	0	0	0	0	0	0	0	0	0	0	0	0	0	0	0	0	216	0	216	0	0	0	0	0
9	BUXAR	0	0	0	0	0	0	0	0	0	0	0	0	0	0	0	0	0	0	0	0	0	0	0	0	0
10	DARBHANGA	0	0	0	0	0	0	0	0	0	0	0	0	0	0	0	0	0	0	0	0	0	6	0	6	0
11	GOPALGANJ	0	0	0	0	0	0	0	0	0	0	0	0	0	0	0	0	0	0	0	0	0	0	0	0	0
12	GAYA	21	0	0	0	21	1	0	2	0	3	1	2	2	0	5	0	0	0	0	0	0	0	0	0	0
13	JAHANABAD	0	0	0	0	0	0	0	0	0	0	0	210	0	0	210	0	11	0	0	11	0	0	0	0	0
14	JAMUI	0	0	0	0	0	0	0	0	0	0	0	0	0	0	0	0	0	0	0	0	1	0	0	3	4
15	KHAGARIA	0	0	0	0	0	0	0	0	0	0	0	0	0	0	0	0	0	0	0	0	0	0	0	0	0
16	KISHANGANJ	0	0	0	0	0	0	0	0	0	0	0	0	0	0	0	0	0	0	0	0	0	0	0	0	0
17	KATI HAR	0	0	0	0	0	0	0	0	0	0	0	0	0	0	0	0	0	0	0	0	0	0	0	0	0
18	LAKHISARAI	0	0	0	0	0	0	0	0	0	0	0	0	0	0	0	0	0	0	0	0	1	0	0	0	1
19	MADHUBANI	0	0	0	2	2	0	0	0	0	0	3	160	0	0	163	0	0	0	0	0	0	0	0	368	368
20	MADHEPURA	0	0	0	0	0	0	0	0	0	0	0	0	0	0	0	0	0	0	0	0	0	0	0	0	0
21	MUNGER	0	0	0	0	0	0	0	0	0	0	0	0	0	0	0	0	0	0	0	0	0	0	0	0	0
22	MUZAFFARPUR	0	0	0	0	0	1	1	1	0	3	0	0	14	5	19	5	4	0	0	9	0	2	0	1	3
23	NAWADA	0	0	0	0	0	0	0	0	0	0	0	0	0	0	0	0	0	0	0	0	0	0	0	0	0
24	NALANDA	0	0	0	105	105	21	0	0	0	21	0	0	0	2	2	1	3	0	5	9	0	1	18	0	19
25	WEST CHAMPARAN (BETTIAH)	0	0	0	0	0	0	0	0	0	0	0	0	0	0	0	0	0	0	0	0	0	0	0	0	0
26	PATNA	0	0	0	0	0	1	0	0	0	1	0	0	0	0	0	0	0	0	0	0	0	2	1	3	0
27	EAST CHAMPARAN	0	0	0	0	0	0	0	0	0	0	0	0	0	0	0	0	0	0	0	0	0	0	0	0	0
28	PURNIA	0	0	0	0	0	0	0	0	0	0	0	0	0	0	0	0	0	0	0	0	0	0	0	0	0
29	ROHTAS	0	0	1	0	1	0	0	0	0	0	0	0	0	0	0	0	0	0	0	0	0	0	0	0	0
30	SAHARSA	0	0	0	0	0	0	0	0	0	0	0	0	0	0	0	0	0	0	0	0	1	0	0	1	0
31	SHEKHPURA	0	0	0	0	0	0	0	0	0	0	0	0	0	0	0	0	0	0	0	0	0	0	0	0	0
32	SHEOHAR	0	0	0	0	0	0	0	0	0	0	0	0	0	0	0	0	0	0	0	0	0	0	0	0	0
33	SITAMARHI	0	0	0	0	0	0	0	0	0	0	0	0	0	0	0	0	0	0	0	0	0	0	0	0	0
34	SAMASTIPUR	0	0	0	0	0	0	0	0	0	0	0	0	0	0	0	0	0	0	0	0	0	0	0	0	0
35	SARAN	0	0	0	0	0	0	0	0	0	0	0	0	0	0	0	0	0	0	0	0	0	0	0	0	0
36	SUPAUL	0	0	0	0	0	0	0	0	0	0	0	0	0	0	0	0	0	0	0	0	0	0	0	0	0
37	SIWAN	0	4	0	0	4	2	1	0	2	5	0	0	0	6	6	0	0	0	0	0	0	0	0	0	0
38	VAISHALI	0	0	0	0	0	0	0	0	0	0	0	0	0	0	0	0	0	0	0	0	0	10	0	10	0
	TOTAL	45	64	11	107	227	26	62	3	2	93	5	372	16	15	408	6	33	220	5	264	2	4	68	373	447

WEEKWISE CASE OF Pneumonia FOR PRESUMPTIVE SURVEILLANCE-P

SI. NO	DISTRICT	YEAR - 2010																								
		August - September					September-October					October-November					November-December					December-January				
		Week No.					Week No.					Week No.					Week No.									
		33	34	35	36	Total	37	38	39	40	Total	41	42	43	44	Total	45	46	47	48	Total	49	50	51	52	Total
1	ARARIA	13	12	13	18	56	13	13	14	0	40	0	14	18	13	45	12	14	17	14	57	13	17	15	21	66
2	AURANGABAD	58	45	21	21	145	44	26	28	65	163	46	59	84	71	260	99	82	79	84	344	104	97	69	81	351
3	ARWAL	141	204	99	122	566	126	244	99	15	484	132	210	234	13	589	148	244	237	243	872	252	262	231	359	1104
4	BANKA	0	0	0	0	0	0	0	0	0	0	0	0	0	0	0	0	0	0	0	0	0	0	0	0	0
5	BEGUSARAI	71	129	84	120	404	17	2	98	86	203	97	45	49	27	218	26	30	34	29	119	97	51	94	60	302
6	BHABHUA	0	0	0	0	0	0	0	0	0	0	0	0	0	0	0	0	0	0	0	0	0	0	0	0	0
7	BHAGALPUR	0	0	0	0	0	0	0	0	0	0	0	0	0	0	0	0	0	1	0	1	51	63	67	73	254
8	BHOJPUR	131	12	0	0	143	0	86	85	92	263	66	89	94	7	256	7	76	4	105	192	3	0	0	0	3
9	BUXAR	0	0	0	0	0	0	0	0	0	0	0	0	0	0	0	0	0	0	0	0	0	0	0	0	0
10	DARBHANGA	0	0	0	0	0	0	0	0	0	0	0	0	0	0	0	0	0	0	0	0	0	0	0	0	0
11	GOPALGANJ	63	67	89	108	327	91	6	5	0	102	0	0	0	0	0	0	8	8	4	20	7	9	8	6	30
12	GAYA	25	63	14	12	114	13	4	6	3	26	7	31	20	26	84	19	26	17	29	91	31	33	42	60	166
13	JAHANABAD	6	0	0	0	6	11	0	0	11	22	14	16	18	16	64	5	0	9	13	27	19	8	11	0	38
14	JAMUI	28	35	35	46	144	36	30	42	30	138	14	41	13	30	98	103	29	27	6	165	28	0	10	11	49
15	KHAGARIA	0	12	0	9	21	0	0	0	0	0	0	0	0	0	0	0	0	0	0	0	0	0	0	0	0
16	KISHANGANJ	0	0	0	1	1	2	2	0	2	6	1	15	42	3	61	3	2	0	27	32	36	32	2	3	73
17	KATIHAR	40	74	0	43	157	21	24	47	65	157	35	36	25	65	161	17	38	30	69	154	29	0	18	17	64
18	LAKHISARAI	0	14	35	72	121	60	18	21	70	169	32	87	0	48	167	20	23	90	47	180	119	70	153	40	382
19	MADHUBANI	0	0	0	1	1	0	0	0	0	0	0	0	0	0	0	0	5	0	6	11	0	4	0	4	8
20	MADHEPURA	0	0	0	0	0	0	0	0	0	0	0	0	0	0	0	0	0	0	0	0	0	0	0	0	0
21	MUNGER	14	8	20	17	59	18	57	43	24	142	22	31	36	20	109	30	28	30	23	111	19	24	19	30	92
22	MUZAFFARPUR	4	11	16	5	36	10	0	10	0	20	15	15	3	15	48	10	0	0	0	10	0	10	0	5	15
23	NAWADA	0	0	0	0	0	0	0	0	0	0	0	0	0	0	0	0	0	0	0	0	0	0	0	0	0
24	NALANDA	192	74	108	56	430	31	76	47	115	269	143	73	204	136	556	133	76	121	102	432	178	115	118	106	517
25	WEST CHAMPARAN (BETTIAH)	0	0	0	0	0	0	0	0	0	0	0	0	0	0	0	0	0	0	0	0	0	0	0	0	0
26	PATNA	98	125	135	36	394	97	65	7	9	178	49	123	14	15	201	12	47	20	32	111	29	56	13	51	149
27	EAST CHAMPARAN	0	0	0	0	0	0	0	0	0	0	0	0	0	0	0	0	0	0	13	13	10	0	0	0	10
28	PURNIA	0	2	0	6	8	9	28	9	0	46	0	0	0	0	0	5	142	2	1	150	1	3	4	36	44
29	ROHTAS	52	28	2	4	86	3	0	2	15	20	25	21	29	21	96	24	124	1	65	214	154	121	152	144	571
30	SAHARSA	0	3	3	2	8	5	0	2	3	10	1	0	1	2	4	2	6	7	2	17	6	6	6	6	24
31	SHEKHPURA	2	1	1	1	5	0	0	0	0	0	0	0	0	0	0	0	0	0	0	0	0	0	0	2	2
32	SHEOHAR	0	0	0	0	0	0	0	0	0	0	0	0	0	0	0	0	0	0	0	0	0	0	0	0	0
33	SITAMARHI	0	1	1	0	2	0	0	0	0	0	0	0	0	0	0	0	0	1	0	1	2	0	1	0	3
34	SAMASTIPUR	0	0	0	0	0	0	0	0	0	0	0	0	0	0	0	8	2	1	1	12	3	2	0	0	5
35	SARAN	0	27	5	0	32	0	22	41	21	84	0	0	38	3	41	32	0	0	2	34	27	0	0	0	27
36	SUPAUL	1	0	0	9	10	0	0	0	0	0	0	0	0	0	0	0	0	0	0	0	0	0	0	0	0
37	SIWAN	87	34	30	35	186	25	25	39	55	144	30	44	41	85	200	57	52	32	35	176	35	64	58	101	258
38	VAISHALI	0	0	0	0	0	0	0	0	0	0	0	0	0	6	6	0	37	57	20	114	38	52	63	73	226
	TOTAL	1026	981	711	744	3462	632	728	645	681	2686	729	950	963	622	3264	772	1091	825	972	3660	1291	1099	1154	1289	4833

Ministry of Health & Family Welfare (IDSP)
Government of India
WEEKWISE CASE OF Leptospirosis FOR PRESUMPTIVE SURVEILLANCE-P
Y E A R - 2 0 1 0

Sl. NO	DISTRICT	Y E A R - 2 0 1 0																								
		August - September					September-October					October-November					November-December					December-January				
		Week No.					Week No.					Week No.					Week No.									
33	34	35	36	Total	37	38	39	40	Total	41	42	43	44	Total	45	46	47	48	Total	49	50	51	52	Total		
1	ARARIA	10	8	7	7	32	7	7	0	4	18	0	0	0	0	0	0	0	0	0	0	0	0	0	0	
2	AURANGABAD	0	0	0	0	0	0	0	0	0	0	0	0	0	0	0	0	0	0	0	0	20	2	0	0	22
3	ARWAL	2	0	0	0	2	0	0	0	0	0	0	0	0	0	0	0	0	0	0	0	0	0	0	0	0
4	BANKA	0	0	0	0	0	0	0	0	0	0	0	0	0	0	0	0	0	0	0	0	0	0	0	0	0
5	BEGUSARAI	0	0	0	0	0	0	0	0	0	0	0	17	0	0	17	0	0	0	0	0	0	0	0	0	0
6	BHABHUA	0	0	0	0	0	0	0	0	0	0	0	0	0	0	0	0	0	0	0	0	0	0	0	0	0
7	BHAGALPUR	0	0	0	0	0	0	0	0	0	0	0	0	0	0	0	0	0	0	0	0	0	0	0	0	0
8	BHOJPUR	0	0	0	0	0	0	0	0	0	0	0	0	0	0	0	0	0	0	0	0	0	0	0	0	0
9	BUXAR	0	0	0	0	0	0	0	0	0	0	0	0	0	0	0	0	0	0	0	0	0	0	0	0	0
10	DARBHANGA	0	0	0	0	0	0	0	0	0	0	0	0	0	0	0	0	0	0	0	0	0	0	0	0	0
11	GOPALGANJ	0	0	0	0	0	0	0	0	0	0	0	0	0	0	0	0	0	0	0	0	0	0	0	0	0
12	GAYA	0	0	0	0	0	0	0	0	0	0	0	0	0	0	0	0	0	0	0	0	0	0	0	0	0
13	JAHANABAD	0	0	0	0	0	0	0	0	0	0	0	0	0	0	0	16	0	0	16	0	0	0	0	0	0
14	JAMUI	0	0	0	0	0	0	0	0	0	0	0	0	0	0	0	0	0	0	0	0	0	0	0	0	0
15	KHAGARIA	0	0	0	0	0	0	0	0	0	0	0	0	0	0	0	0	0	0	0	0	0	0	0	0	0
16	KISHANGANJ	0	0	0	0	0	0	0	0	0	0	0	0	0	0	0	0	0	0	0	0	0	0	0	0	0
17	KATIHAR	0	0	0	0	0	0	0	0	0	0	0	0	0	0	0	0	0	0	0	0	0	0	0	0	0
18	LAKHISARAI	0	0	0	0	0	0	0	0	0	0	0	0	0	0	0	0	0	0	0	0	0	0	0	0	0
19	MADHUBANI	0	0	0	0	0	0	0	0	0	0	0	0	0	0	0	1	0	0	1	0	0	0	0	0	0
20	MADHEPURA	0	0	0	0	0	0	0	0	0	0	0	0	0	0	0	0	0	0	0	0	0	0	0	0	0
21	MUNGER	0	0	0	0	0	0	0	0	0	0	0	0	0	0	0	0	0	0	0	0	0	0	0	0	0
22	MUZAFFARPUR	0	0	0	0	0	0	0	0	0	0	0	2	0	2	0	0	0	0	0	0	0	0	0	0	0
23	NAWADA	0	0	0	0	0	0	0	0	0	0	0	0	0	0	0	0	0	0	0	0	0	0	0	0	0
24	NALANDA	0	0	7	0	7	0	0	0	0	0	0	0	0	0	0	0	0	0	0	0	0	0	0	0	0
25	WEST CHAMPARAN (BETTIAH)	0	0	0	0	0	0	0	0	0	0	0	0	0	0	0	0	0	0	0	0	0	0	0	0	0
26	PATNA	0	1	0	0	1	0	0	0	0	0	0	0	0	0	0	0	0	2	2	0	0	0	1	1	1
27	EAST CHAMPARAN	0	0	0	0	0	0	0	0	0	0	0	0	0	0	0	0	0	0	0	0	0	0	0	0	0
28	PURNIA	0	0	0	0	0	0	0	0	0	0	0	0	0	0	0	0	0	0	0	0	0	2	56	58	58
29	ROHTAS	0	0	0	0	0	0	0	0	0	0	0	0	0	0	0	0	0	0	0	0	0	0	0	0	0
30	SAHARSA	0	0	0	0	0	0	0	0	0	0	0	0	0	0	0	0	0	0	0	0	0	0	0	0	0
31	SHEKHPURA	0	0	0	0	0	0	0	0	0	0	0	0	0	0	0	0	0	0	0	0	0	0	0	0	0
32	SHEOHAR	0	0	0	0	0	0	0	0	0	0	0	0	0	0	0	0	0	0	0	0	0	0	0	0	0
33	SITAMARHI	0	0	0	0	0	0	0	0	0	0	0	0	0	0	0	0	0	0	0	0	0	0	0	0	0
34	SAMASTIPUR	0	0	0	0	0	0	0	0	0	0	0	0	0	0	0	0	0	0	0	0	0	0	0	0	0
35	SARAN	0	1	0	0	1	0	2	2	0	4	0	2	0	0	2	2	0	0	0	2	0	0	0	0	0
36	SUPAUL	0	0	0	0	0	0	0	0	0	0	0	0	0	0	0	0	0	0	0	0	0	0	0	0	0
37	SIWAN	0	0	0	0	0	0	0	0	0	0	0	0	0	0	0	0	0	0	0	0	0	0	0	0	0
38	VAISHALI	0	0	0	0	0	0	0	0	0	0	0	0	0	0	0	0	0	0	0	0	0	0	0	0	0
	TOTAL	12	10	14	7	43	7	9	2	4	22	0	19	2	0	21	2	17	0	2	21	20	2	2	57	81

SHEET - R

Ministry of Health & Family Welfare(IDSP)

Government of India

WEEKWISE CASE OF Acute Flaccid Paralysis < 15 Years of Age FOR PRESUMPTIVE SURVEILLANCE-P

Y E A R - 2 0 1 0

SI. NO	DISTRICT	August - September					September-October					October-November					November-December					December-January				
		Week No.					Week No.					Week No.					Week No.									
		33	34	35	36	Total	37	38	39	40	Total	41	42	43	44	Total	45	46	47	48	Total	49	50	51	52	Total
1	ARARIA	0	0	0	1	1	1	0	0	0	1	0	0	0	0	0	0	0	0	0	0	0	0	0	0	0
2	AURANGABAD	0	0	0	0	0	0	0	0	0	0	0	0	0	0	0	0	0	0	0	0	0	0	0	0	0
3	ARWAL	0	0	0	2	2	0	1	0	0	1	1	0	0	0	1	0	0	0	1	1	0	0	0	0	0
4	BANKA	0	0	0	0	0	0	0	0	0	0	0	0	0	0	0	0	0	0	0	0	0	0	0	0	0
5	BEGUSARAI	1	0	0	0	1	0	1	0	0	1	0	0	0	2	2	0	0	1	0	1	0	0	1	1	2
6	BHABHUA	0	0	0	0	0	0	0	0	0	0	0	0	0	0	0	0	0	0	0	0	0	0	0	0	0
7	BHAGALPUR	24	0	20	39	83	52	0	0	0	24	76	40	0	64	123	0	237	219	203	659	202	181	94	0	477
8	BHOJPUR	0	0	0	0	0	0	0	0	0	0	0	0	0	0	0	0	2	0	2	0	0	0	0	0	
9	BUXAR	0	0	0	0	0	0	0	0	0	0	0	0	0	0	0	0	0	0	0	0	0	0	0	0	
10	DARBHANGA	2	1	0	0	3	1	0	1	0	2	0	0	0	0	0	0	0	0	0	0	0	0	0	0	0
11	GOPALGANJ	0	0	0	0	0	0	0	0	0	0	0	0	0	0	0	0	0	0	0	0	0	1	1	2	
12	GAYA	0	0	0	0	0	0	0	0	0	0	0	0	0	0	0	0	0	0	0	0	0	0	0	0	0
13	JAHANABAD	0	4	0	0	4	0	0	0	0	0	0	0	0	0	0	0	0	0	0	0	0	0	0	0	0
14	JAMUI	0	0	0	1	1	1	0	0	0	1	0	0	5	0	5	0	0	0	0	0	0	0	0	0	0
15	KHAGARIA	3	3	1	3	10	0	0	0	0	0	0	0	0	0	0	0	0	0	0	0	0	0	0	0	0
16	KISHANGANJ	0	0	0	3	3	0	0	0	0	0	5	0	0	0	5	0	1	0	0	1	0	9	0	0	9
17	KATIHAR	1	0	0	0	1	1	0	1	4	6	0	0	0	0	0	0	1	0	0	1	0	0	2	0	2
18	LAKHISARAI	0	0	0	0	0	0	0	0	0	0	0	0	0	0	0	0	0	0	0	0	0	0	0	0	0
19	MADHUBANI	2	2	0	1	5	0	0	2	0	2	0	1	0	1	2	1	1	2	1	5	0	1	0	0	1
20	MADHEPURA	0	0	0	0	0	0	0	0	0	0	0	0	0	0	0	0	0	0	0	0	0	0	0	0	0
21	MUNGER	5	2	7	6	20	3	11	8	7	29	8	2	3	1	14	3	7	8	4	22	8	0	4	7	19
22	MUZAFFARPUR	0	0	2	2	4	3	7	2	1	13	0	0	13	5	18	1	0	0	1	2	0	1	0	1	2
23	NAWADA	0	0	0	0	0	0	0	0	0	0	0	0	0	0	0	0	0	0	0	0	0	0	0	0	0
24	NALANDA	0	0	1	0	1	2	0	1	1	4	0	0	0	1	1	1	0	1	0	2	0	0	0	1	1
25	WEST CHAMPARAN (BETTIAH)	0	0	0	0	0	0	0	0	0	0	0	0	0	0	0	0	0	0	0	0	0	0	0	0	0
26	PATNA	0	0	1	0	1	1	0	0	1	2	0	0	0	0	0	0	0	3	0	3	0	0	1	1	2
27	EAST CHAMPARAN	2	0	0	0	2	0	0	0	0	0	0	0	0	0	0	0	0	0	3	3	2	0	0	0	2
28	PURNIA	1	3	1	0	5	1	1	0	0	2	0	7	1	3	11	0	0	1	0	1	0	0	0	1	1
29	ROHTAS	0	0	0	0	0	0	0	0	0	0	0	0	0	0	0	0	0	0	0	0	0	0	0	0	0
30	SAHARSA	0	0	1	1	2	0	0	0	1	1	0	0	0	2	2	0	0	0	1	1	0	0	1	0	1
31	SHEKHPURA	0	0	0	0	0	0	0	0	0	0	0	0	0	0	0	0	0	0	0	0	0	0	0	0	0
32	SHEOHAR	0	0	0	0	0	0	0	0	0	0	0	0	0	0	0	0	0	0	0	0	0	0	0	0	0
33	SITAMARHI	0	0	0	0	0	0	0	0	1	1	0	0	0	0	0	1	0	0	0	1	1	0	1	0	2
34	SAMASTIPUR	0	0	0	0	0	0	0	0	0	0	0	0	0	0	3	6	11	4	24	0	1	1	0	2	2
35	SARAN	0	0	0	0	0	0	0	0	0	0	0	0	0	0	0	0	0	0	0	0	0	0	0	0	0
36	SUPAUL	1	0	0	0	1	0	4	0	0	4	0	0	0	0	0	0	0	0	0	0	0	0	0	0	0
37	SIWAN	9	1	7	6	23	4	6	6	6	22	10	5	3	4	22	5	4	8	0	17	6	8	4	2	20
38	VAISHALI	0	0	0	0	0	0	0	0	0	0	0	0	0	0	0	0	0	0	0	0	0	0	0	0	0
TOTAL		51	16	41	65	173	70	31	21	46	168	64	15	89	38	206	15	257	256	218	746	219	201	110	15	545

Ministry of Health & Family Welfare (IDSP)
Government of India
WEEKWISE CASE OF Dog bite FOR PRESUMPTIVE SURVEILLANCE-P

SI. NO	DISTRICT	Y E A R - 2 0 1 0																								
		August - September					September-October					October-November					November-December					December-January				
		Week No.					Week No.					Week No.					Week No.					Week No.				
		33	34	35	36	Total	37	38	39	40	Total	41	42	43	44	Total	45	46	47	48	Total	49	50	51	52	Total
1	ARARIA	101	96	77	89	363	92	90	32	48	262	42	49	60	19	170	82	84	91	107	364	119	100	126	92	437
2	AURANGABAD	57	58	40	0	155	77	9	54	45	185	2	0	0	4	6	2	5	18	214	239	122	3	65	72	262
3	ARWAL	18	15	13	15	61	8	11	4	4	27	5	4	0	2	11	5	20	14	52	91	45	29	27	46	147
4	BANKA	0	0	0	0	0	0	0	0	0	0	0	0	0	0	0	0	0	0	0	0	0	0	0	0	0
5	BEGUSARAI	38	144	151	135	468	41	2	150	202	395	145	216	41	42	444	160	71	249	79	559	118	220	371	179	888
6	BHABHUA	0	0	0	0	0	0	0	0	0	0	0	0	0	0	0	0	0	0	0	0	0	0	0	0	0
7	BHAGALPUR	22	0	0	0	22	0	0	0	0	0	1	1	14	13	29	97	4	2	3	106	24	33	43	24	124
8	BHOJPUR	35	7	0	3	45	0	10	2	7	19	0	1	7	24	32	1	7	13	19	40	12	0	0	0	12
9	BUXAR	0	0	0	0	0	0	0	0	0	0	0	0	0	0	0	0	0	0	0	0	0	0	0	0	0
10	DARBHANGA	100	44	50	53	247	47	59	105	0	211	0	0	0	0	0	0	0	47	54	101	84	11	103	77	275
11	GOPALGANJ	327	362	339	368	1396	506	374	352	7	1239	15	35	4	14	68	52	288	203	292	835	65	262	260	285	872
12	GAYA	109	92	70	36	307	71	80	74	42	267	47	69	118	82	316	118	93	41	44	296	32	233	198	74	537
13	JAHANABAD	24	1	0	0	25	11	2	2	14	29	1	4	5	4	14	12	30	3	19	64	12	2	0	0	14
14	JAMUI	29	11	24	11	75	59	53	29	32	173	21	51	28	28	128	16	9	18	11	54	27	0	13	3	43
15	KHAGARIA	8	10	4	4	26	0	0	0	0	0	0	0	0	0	0	0	0	0	0	0	0	0	0	0	0
16	KISHANGANJ	40	38	39	20	137	47	42	36	45	170	15	31	38	29	113	42	28	19	42	131	44	27	30	30	131
17	KATI HAR	42	36	0	41	119	43	14	55	7	119	46	35	36	30	147	6	8	2	31	47	29	48	30	50	157
18	LAKHISARAI	19	3	18	13	53	7	15	13	29	64	24	46	40	19	129	29	57	14	27	127	46	41	48	41	176
19	MADHUBANI	83	77	6	61	227	0	29	7	0	36	16	64	121	20	221	159	164	38	30	391	66	54	12	70	202
20	MADHEPURA	0	0	0	0	0	0	0	0	0	0	0	0	0	0	0	0	0	0	0	0	0	0	0	0	0
21	MUNGER	33	29	36	27	125	15	9	6	12	42	12	24	32	19	87	10	28	22	45	105	31	11	13	28	83
22	MUZAFFARPUR	645	675	870	100	2290	129	860	769	786	2544	748	577	783	631	2739	601	847	752	886	3086	965	780	853	205	2803
23	NAWADA	0	0	0	0	0	0	0	0	0	0	0	0	0	0	0	0	0	0	0	0	0	0	0	0	0
24	NALANDA	19	87	37	13	156	12	134	11	140	297	118	22	41	150	331	78	74	148	136	436	177	175	211	206	769
25	WEST CHAMPARAN (BETTIAH)	0	0	0	0	0	0	0	0	0	0	0	0	0	0	0	0	0	0	0	0	0	0	0	0	0
26	PATNA	220	233	157	153	763	260	39	44	143	486	116	286	205	130	737	91	386	476	443	1396	536	340	179	623	1678
27	EAST CHAMPARAN	1	0	1	1	3	0	0	0	0	0	0	0	0	0	0	0	1	0	4	5	3	0	0	0	3
28	PURNIA	34	76	96	23	229	34	35	22	13	104	13	11	11	4	39	11	10	27	49	97	82	67	99	113	361
29	ROHTAS	61	16	9	9	95	7	9	0	38	54	67	36	40	13	156	49	95	42	97	283	212	328	258	208	1006
30	SAHARSA	3	7	3	3	16	7	2	28	0	37	3	27	9	18	57	11	24	49	23	107	14	12	25	48	99
31	SHEKHPURA	14	13	21	18	66	13	12	18	13	56	10	13	0	13	36	10	23	28	24	85	31	29	27	25	112
32	SHEOHAR	0	0	0	0	0	0	0	0	0	0	0	0	0	0	0	0	0	0	0	0	0	0	0	0	0
33	SITAMARHI	40	17	69	40	166	109	1	21	0	131	32	22	37	98	189	95	66	92	49	302	26	14	99	79	218
34	SAMASTIPUR	0	0	0	0	0	0	0	0	0	0	0	0	0	0	0	4	4	7	253	268	3	95	0	0	98
35	SARAN	7	3	3	0	13	6	4	3	8	21	16	98	62	40	216	83	80	84	92	339	34	0	0	0	34
36	SUPAUL	85	0	0	65	150	33	86	54	0	173	70	0	0	0	70	0	0	0	0	0	0	0	0	0	0
37	SIWAN	500	298	286	241	1325	276	281	252	90	899	275	262	213	247	997	246	218	275	260	999	304	276	288	456	1324
38	VAISHALI	0	0	0	0	0	3	62	36	55	156	92	19	9	141	261	0	192	205	258	655	81	127	138	86	432
	TOTAL	2714	2448	2419	1542	9123	1913	2324	2179	1780	8196	1952	2003	1954	1834	7743	2070	2916	2979	3643	11608	3344	3317	3516	3120	13297

WEEKWISE CASE OF Snake bite FOR PRESUMPTIVE SURVEILLANCE-P

SI. NO	DISTRICT	Y E A R - 2 0 1 0																								
		August - September					September-October					October-November					November-December					December-January				
		Week No.					Week No.					Week No.					Week No.					Week No.				
		33	34	35	36	Total	37	38	39	40	Total	41	42	43	44	Total	45	46	47	48	Total	49	50	51	52	Total
1	ARARIA	10	7	5	7	29	6	8	6	3	23	4	7	2	0	13	11	6	2	5	24	2	3	2	2	9
2	AURANGABAD	0	0	0	0	0	0	0	0	0	0	0	0	0	0	0	0	0	0	0	0	0	0	0	0	0
3	ARWAL	0	1	2	1	4	0	0	0	0	0	0	0	1	0	1	0	0	0	0	0	0	0	0	0	0
4	BANKA	0	0	0	0	0	0	0	0	0	0	0	0	0	0	0	0	0	0	0	0	0	0	0	0	0
5	BEGUSARAI	1	2	0	1	4	0	0	1	1	2	2	0	1	0	3	0	0	0	0	0	0	0	0	0	0
6	BHABHUA	0	0	0	0	0	0	0	0	0	0	0	0	0	0	0	0	0	0	0	0	0	0	0	0	0
7	BHAGALPUR	0	0	0	0	0	0	0	0	0	0	0	0	0	0	0	0	0	0	0	0	0	0	0	0	0
8	BHOJPUR	0	0	0	0	0	2	0	0	0	2	0	0	0	0	0	0	0	0	0	0	0	0	0	0	0
9	BUXAR	0	0	0	0	0	0	0	0	0	0	0	0	0	0	0	0	0	0	0	0	0	0	0	0	0
10	DARBHANGA	2	3	1	1	7	2	1	2	0	5	0	0	0	0	0	0	0	0	0	0	0	0	0	0	0
11	GOPALGANJ	23	35	26	23	107	27	25	18	3	73	0	25	0	4	29	3	6	9	4	22	0	5	3	2	10
12	GAYA	1	0	0	0	1	1	0	0	0	1	0	0	0	0	0	0	0	0	0	0	0	0	0	0	0
13	JAHANABAD	0	3	0	0	3	0	0	0	0	0	2	0	0	2	0	16	0	0	16	70	0	0	0	0	70
14	JAMUI	0	0	0	0	0	0	1	0	0	1	0	1	0	1	2	0	0	0	0	0	0	0	0	0	0
15	KHAGARIA	0	1	0	0	1	0	0	0	0	0	0	0	0	0	0	0	0	0	0	0	0	0	0	0	0
16	KISHANGANJ	2	1	0	0	3	2	2	0	2	6	0	0	0	0	0	2	0	0	1	3	1	0	0	0	1
17	KATIHAR	2	10	0	5	17	5	4	5	2	16	1	7	0	2	10	0	1	1	0	2	0	0	0	1	1
18	LAKHISARAI	0	0	0	0	0	0	0	0	0	0	0	0	0	0	0	0	0	10	0	10	0	0	0	0	0
19	MADHUBANI	12	22	6	9	49	2	1	5	0	8	4	3	1	1	9	5	1	2	0	8	52	1	0	0	53
20	MADHEPURA	0	0	0	0	0	0	0	0	0	0	0	0	0	0	0	0	0	0	0	0	0	0	0	0	0
21	MUNGER	0	2	0	4	6	0	0	0	0	0	0	1	0	0	1	0	0	0	0	0	0	1	0	0	1
22	MUZAFFARPUR	0	3	0	0	3	0	0	0	0	0	0	0	0	0	0	0	0	0	0	0	0	0	0	0	0
23	NAWADA	0	0	0	0	0	0	0	0	0	0	0	0	0	0	0	0	0	0	0	0	0	0	0	0	0
24	NALANDA	0	2	0	7	9	0	2	0	7	9	2	16	0	0	18	0	3	4	3	10	2	0	0	1	3
25	WEST CHAMPARAN (BETTIAH)	0	0	0	0	0	0	0	0	0	0	0	0	0	0	0	0	0	0	0	0	0	0	0	0	0
26	PATNA	10	6	2	6	24	11	0	0	0	11	0	1	0	0	1	0	2	0	0	2	4	0	0	0	4
27	EAST CHAMPARAN	2	0	0	0	2	0	0	0	0	0	0	0	0	0	0	0	0	0	1	1	0	0	0	0	0
28	PURNIA	2	37	41	1	81	44	1	43	2	90	0	0	3	1	4	2	0	1	1	4	9	4	7	10	30
29	ROHTAS	0	0	0	0	0	0	0	0	0	0	0	0	0	0	0	0	0	0	0	0	0	0	0	0	0
30	SAHARSA	0	0	2	1	3	0	0	0	0	0	1	1	0	0	2	0	1	1	0	2	0	0	0	0	0
31	SHEKHPURA	0	0	0	0	0	0	0	0	0	0	0	0	0	0	0	0	0	1	0	1	0	0	0	0	0
32	SHEOHAR	0	0	0	0	0	0	0	0	0	0	0	0	0	0	0	0	0	0	0	0	0	0	0	0	0
33	SITAMARHI	8	0	14	5	27	5	4	6	3	18	3	3	1	0	7	2	0	1	0	3	0	0	0	0	0
34	SAMASTIPUR	0	0	0	0	0	0	0	0	0	0	0	0	0	0	0	1	2	1	2	6	0	0	0	0	0
35	SARAN	0	0	1	0	1	0	1	0	0	1	0	1	0	0	1	0	0	0	0	0	0	0	0	0	0
36	SUPAUL	16	0	0	6	22	13	7	10	0	30	10	0	0	0	10	0	0	0	0	0	0	0	0	0	0
37	SIWAN	11	7	4	7	29	8	7	8	7	30	3	4	4	4	15	4	2	2	5	13	1	0	0	4	5
38	VAISHALI	0	0	0	0	0	1	1	0	0	2	1	0	1	0	2	0	0	0	1	1	0	0	0	0	0
	TOTAL	102	142	104	84	432	129	65	104	30	328	33	70	14	13	130	30	40	35	23	128	141	14	12	20	187